

Capital Plan

2018/2019



Capital Plan Published in March 2018

Table of Contents

Section 1 — Capital and Accommodation Strategies	
Approved Capital Projects	6
Capital Projects Under Consideration.....	7
Recommended Planning Reviews	19
Holding Schools.....	23
Closed to Out of Area	33
2016/2017 Capital Plan Review Status	34
Future Planning Reviews	35
Surplus Properties	36
Facility Partnerships and Community Hubs	37
Community and Demographic Trends	38
Future Schools	41
Section 2 — Enrolment	
Enrolment and Utilization.....	44
Section 3 — Programming	
Early Learning Initiatives.....	56
Technological Education Renewal.....	57
French Immersion/Extended French	58
Indigenous Programming.....	60
Special Education	61
Environmental Education.....	63
Section 4 — Facilities	
Building Information	65
Renewal	67
School Accessibility	68
Capital.....	69
Environmental Sustainability	70

Table of Contents

Section 5 — Elementary Planning Data

Maps	73
Program Offerings	84
Out of Area	87
Child Care Centres	88
Building Age	89
Facility Condition	90
Renewal	92
Accessibility	94
Eco Schools	96
Greenhouse Gas Reduction Retrofits	98

Section 6 — Secondary Planning Data

Maps	100
Program Offerings	103
Building Age	104
Facility Condition	105
Renewal	105
Accessibility	106
Eco Schools	106
Greenhouse Gas Reduction Retrofits	107

Capital Plan

It is the policy of the Simcoe County District School Board (SCDSB) to provide a comprehensive range of educational opportunities equitably distributed across a broad and diverse geographical area through sustainable community schools, while ensuring the operation of schools occurs in an effective, efficient and economical manner. Capital planning is a continuous process where staff examine and propose strategies to address pressures associated with enrolment, utilization, facility condition and program delivery. The Capital Plan may recommend changes to attendance areas, the construction of new schools, additions to existing schools, the renewal/upgrading of facilities, or the commencement of accommodation or program reviews as required.

Since 2006, the SCDSB has reviewed accommodation and facility conditions with a long-term vision of aligning enrolment with capacity while also maximizing program opportunities. The strategies over the past seven (7) years have resulted in over \$213 million in capital funding for new schools, replacement schools, additions/renovations and to help facilitate school consolidations. As a result, the board is now able to concentrate efforts on accommodating new growth, student retention, programming and facility renewal. The Capital Plan 2018/2019 is focused on the following:

Capital Projects:

The 2018/2019 Capital Plan identifies capital projects currently under consideration for the three (3) year planning timeframe. Ultimately, business cases for approved capital priorities will continue to be developed and submitted to address enrolment pressures due to growth, school consolidation, and facility condition, ensuring schools are in the correct location and are of sufficient size to serve their communities.

Planning Reviews:

Attendance Areas Reviews, Accommodation Reviews and Program Reviews are reviews utilized to balance enrolment within a family of schools, to ensure programming meets the needs of the students, and to address facility pressures.

Schools and Property Matters:

Through the Capital Plan, recommendations are made to determine holding schools, schools closed to out-of-area students, surplus property, partnerships, and future school sites.

Supporting Data and Initiatives:

This document contains information and analysis as it relates to enrolment, programming, and the board's facilities. This information is the basis for the strategies and recommendations set out.



Section 1

Capital and Accommodation Strategies

Approved Capital Projects

The Ministry of Education funds capital projects taking into consideration the overall accommodation needs across the province. Annually, school boards are asked to prioritize their most urgent capital needs, and submit respective business cases in order to secure funding. Capital priority submissions were completed in August and September 2017, and in December 2017 and January 2018 the following capital priorities were approved:

Approved 2017 Capital Priorities

School Name	Type of Construction	Opening	OTG	Estimated Funding
New Bradford North elementary school	Growth Accommodation	2020	501	\$11,922,006
New Oro-Medonte elementary school	Growth Accommodation	2020	357	\$8,332,871
New Wasaga Beach elementary school	Growth Accommodation	2020	406	\$9,024,926
New Bradford North child care	Child Care	2020	798	\$1,058,758
New Oro-Medonte Early OnCentre	EarlyOn	2020	501	\$529,379
New Wasaga Beach Early OnCentre	EarlyOn	2020		\$1,588,137
Lake Simcoe PS child care	Child Care	2019	54	\$1,588,137
Pine River ES child care	Child Care	2019		\$1,588,137
Total Capital Approved				\$35,632,351

Capital Projects Under Consideration

The Ministry of Education's capital project eligibility is focused on addressing enrolment pressures due to growth, school consolidations, and facility condition. The projects under consideration are an expected need within a three (3) year planning horizon and will continue to be assessed through the capital planning process. When the Ministry announces the next round of Capital Priority submissions, the list will be evaluated and submitted, upon Board approval, based on stipulated Ministry requirements.

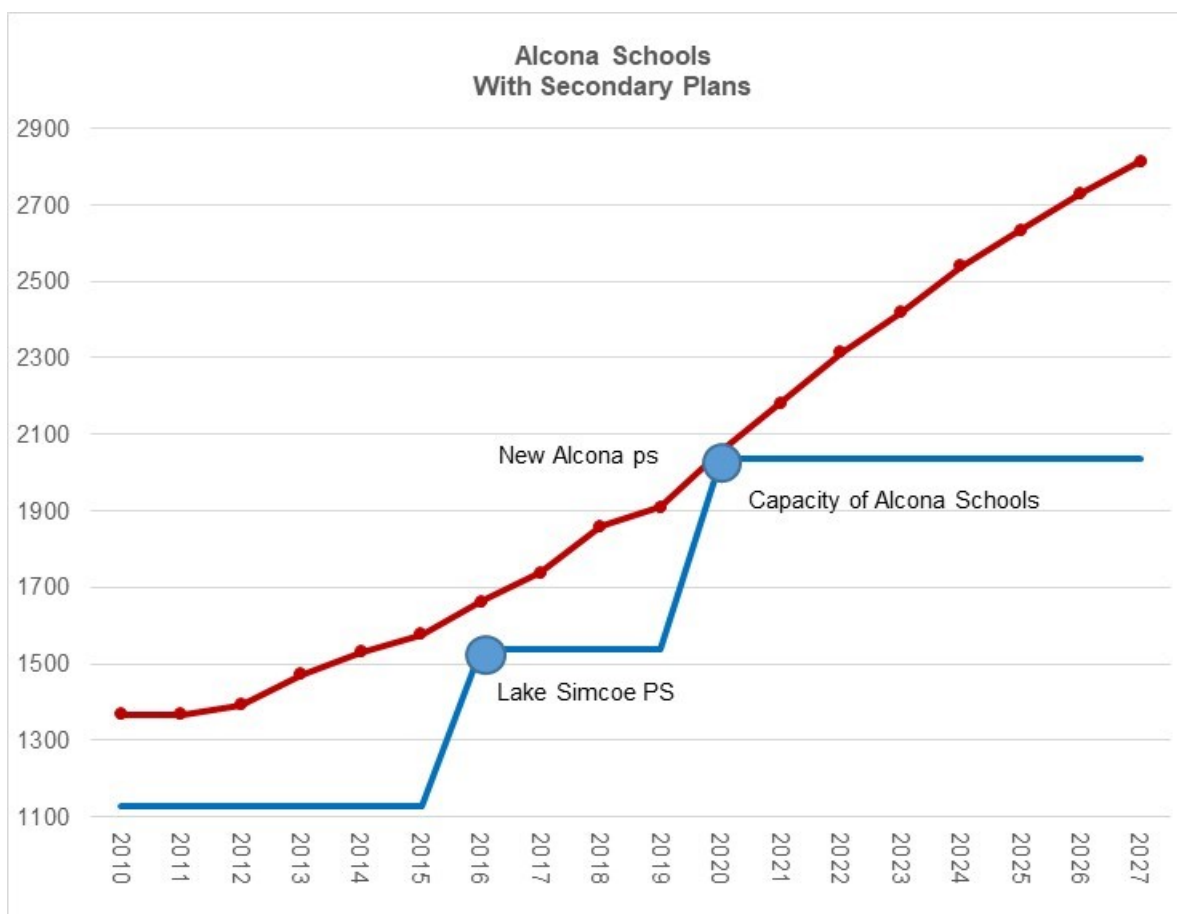
Future Capital Projects				
School Name	Type of Construction	OTG	Estimated Cost	Funding Source
Growth Schools				
New Alcona elementary school	Growth Accommodation	501	\$10.3 Million	Capital Priority
New Alliston elementary school	Growth Accommodation	406	\$8.6 Million	Capital Priority
New Angus elementary school	Growth Accommodation	357	\$8.3 Million	Capital Priority
New Barrie #1 Southeast elementary school	Growth Accommodation	501	\$12.4 Million	Capital Priority & Child Care
New Barrie #1 Southwest elementary school	Growth Accommodation	501	\$12.5 Million	Capital Priority & Child Care
New Barrie #2 Southeast elementary school	Growth Accommodation	501	\$12.5 Million	Capital Priority & Child Care
New Bradford secondary school	Growth Accommodation	798	\$26.8 Million	Capital Priority
New Bradford South elementary school	Growth Accommodation	501	\$12.5 Million	Capital Priority
New Orillia elementary school	Growth Accommodation	357	\$8.3 Million	Capital Priority
Replacement Schools				
Banting Memorial HS	Replacement School	1194	\$35 Million	Capital Priority
Growth Additions				
Hillsdale PS	Addition	95	\$3 Million	Capital Priority
Tottenham PS	Addition	118	\$4.5 Million	Capital Priority

Capital Projects Under Consideration

New Alcona elementary school

The Alcona community has experienced significant growth in student population over the past five (5) years and continues to grow, with an additional 4,193 proposed units expected to be built within a 10-year window, of which 1,885 units have received approval to begin construction.

The capital project under consideration is to construct a new 501 pupil place school in the south end of the community of Alcona in order to keep pace with the enrolment growth in the community. The following graph depicts the need for a new elementary school.

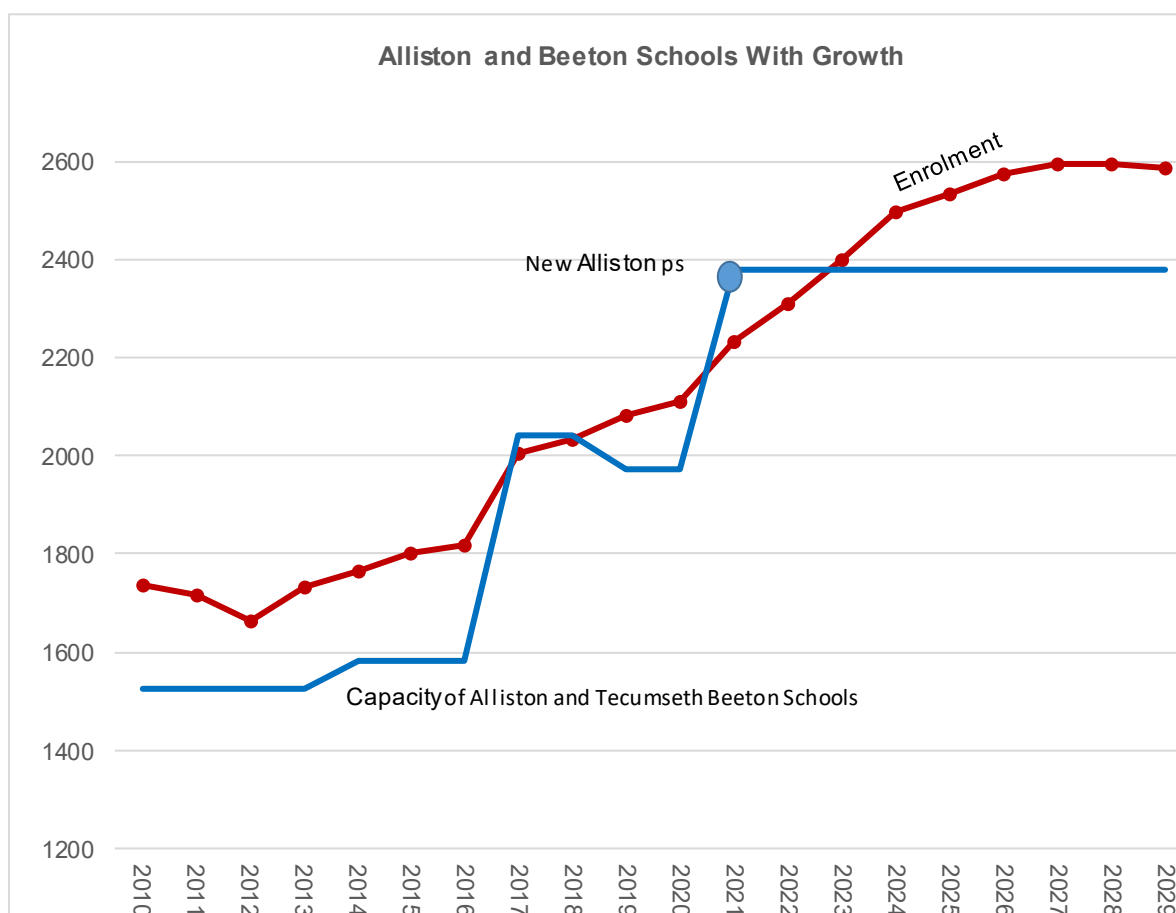


Capital Projects Under Consideration

New Alliston elementary school

New residential growth in the Alliston area has been steadily increasing and will be ongoing. Currently, the schools in the community are over capacity, and projected to remain over capacity, with increasing reliance on portable accommodation. There are 1,300 units that have received approval and are either under construction, or soon will be. There are another 1,500 units draft plan approved and an additional 600 units being proposed.

The capital project under consideration is to construct a new 406 pupil place school in the community of Alliston. The new elementary school will enable the board to keep pace with enrolment growth. The following graph depicts the need for a new elementary school.

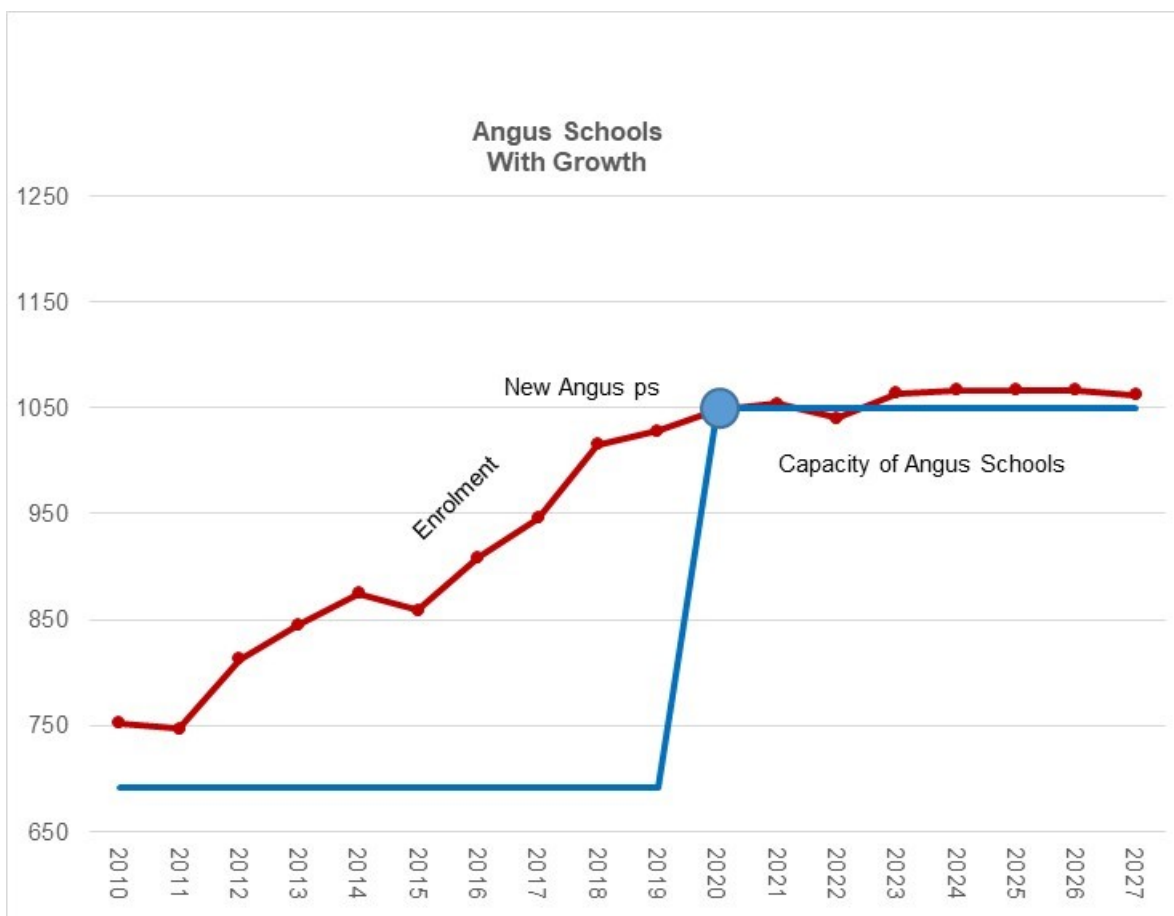


Capital Projects Under Consideration

New Angus elementary school

New residential growth in the Angus area has been steadily increasing over recent years. Currently, the schools in the community are over capacity and projected to remain over capacity with increasing reliance on portable accommodation. There are 716 units that have received approval and are either under construction, or soon will be. There are another 320 units draft plan approved with an additional 1,000 units being proposed.

The capital project under consideration is to construct a new 357 pupil place school in the community of Angus. The new elementary school will enable the board to keep pace with enrolment growth. The following graph depicts the need for a new elementary school.



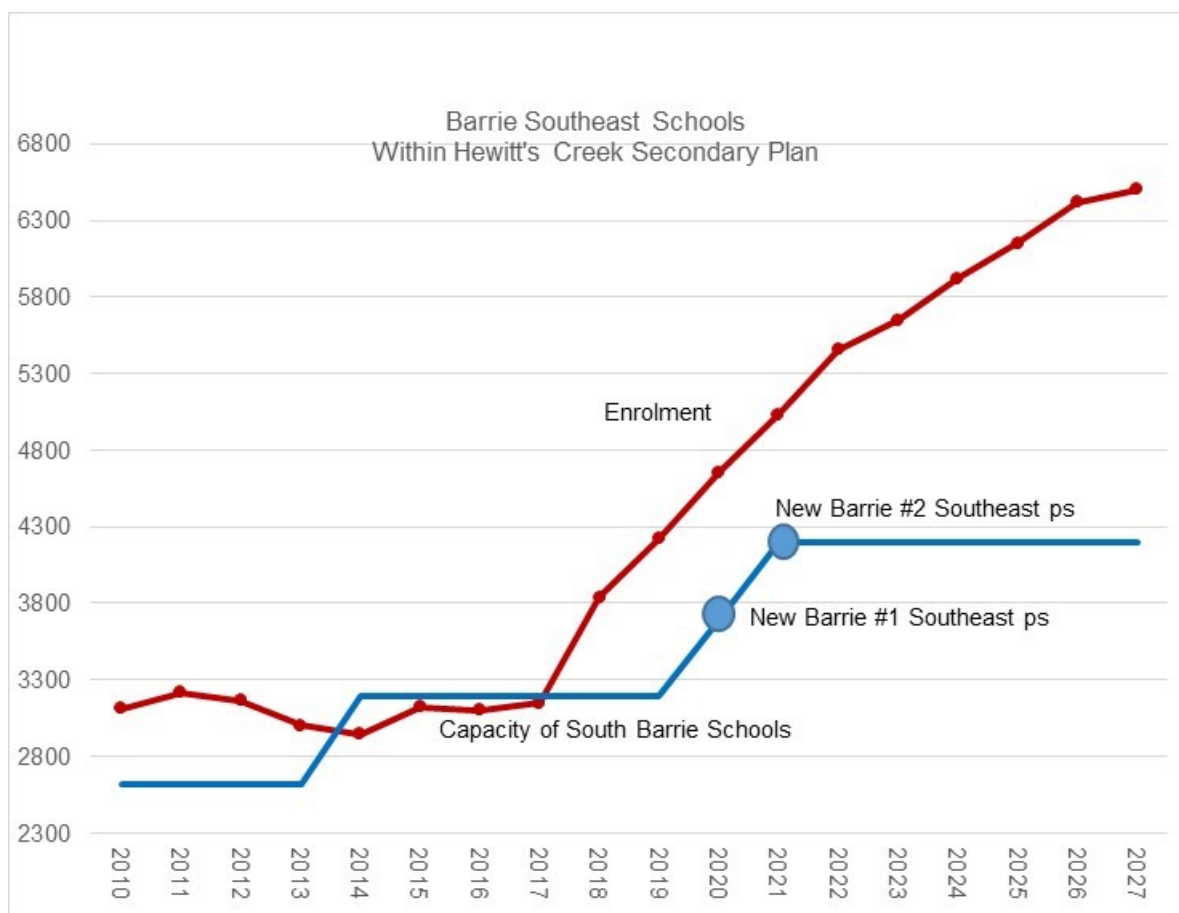
Capital Projects Under Consideration

New Barrie #1 and #2 Southeast elementary schools

Hewitt's Creek Secondary Plan

Under the Provincial Growth Plan, the City of Barrie is to grow to 210,000 people by 2031. Draft Plan applications have now been submitted for approximately 6,000 units in the Hewitt's Creek Secondary Planning Area. Growth schools are required in phase one (1) to accommodate a portion of the first phase of housing units with construction beginning in 2018. There are approximately 12,000 units being proposed in four (4) phases by 2031.

Two (2) new 501 pupil place schools in the southeast portion of the City of Barrie within the Hewitt's Creek Secondary Plan will enable the board to keep pace with the enrolment growth in this section of the City of Barrie. The following graph depicts the need for new elementary schools.

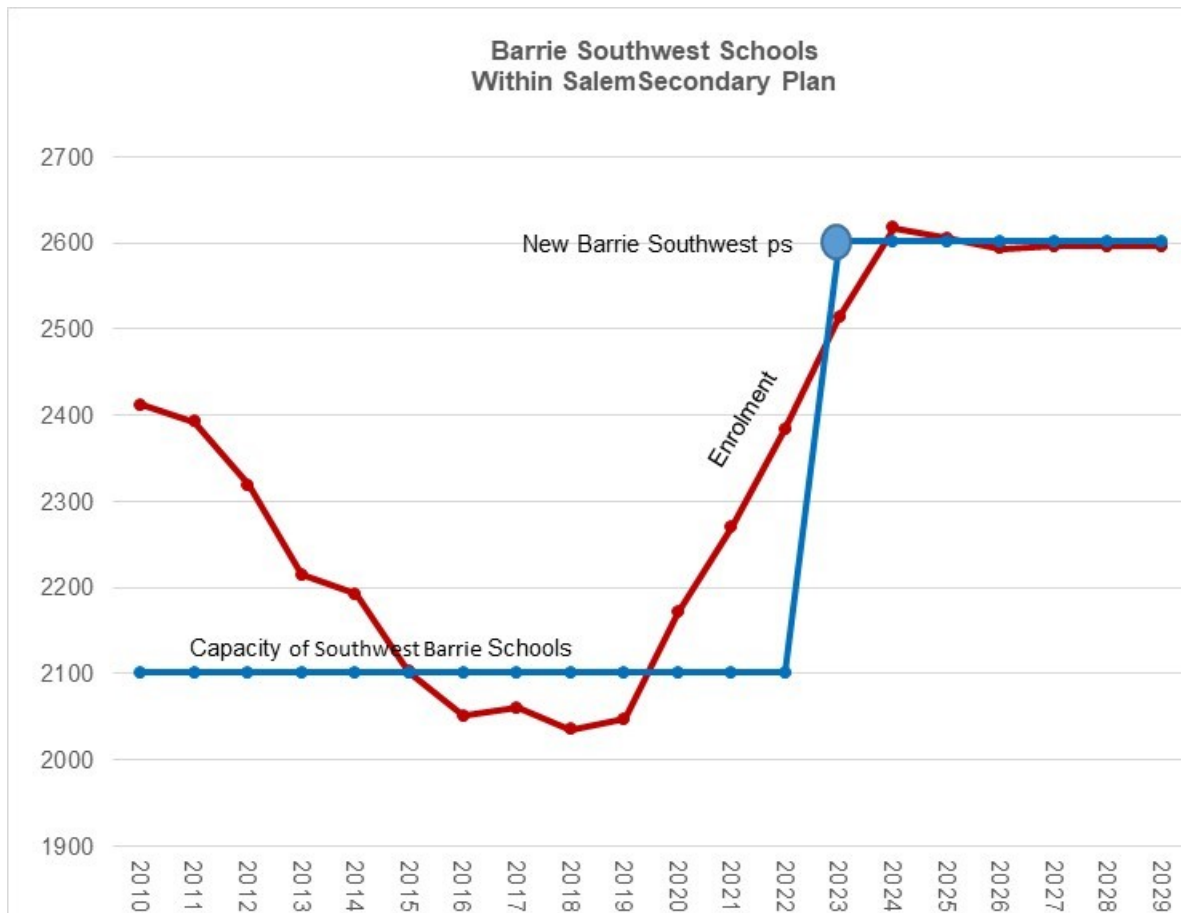


Capital Projects Under Consideration

New Barrie #1 Southwest elementary school Salem Secondary Plan

Under the Provincial Growth Plan, the City of Barrie is to grow to 210,000 by 2031. Draft plan applications have now been submitted for approximately 1,900 units in the Salem Secondary Planning Area. Growth schools are required in phase one (1) to accommodate a portion of the first phase of housing units with construction beginning in 2018.

A capital project will be required to construct a new 501 pupil place school in the southwest portion of the City of Barrie within the Salem Secondary Plan. The new elementary school will enable the board to keep pace with the enrolment growth in this area of the City of Barrie. The following graph depicts the need for a new elementary school.

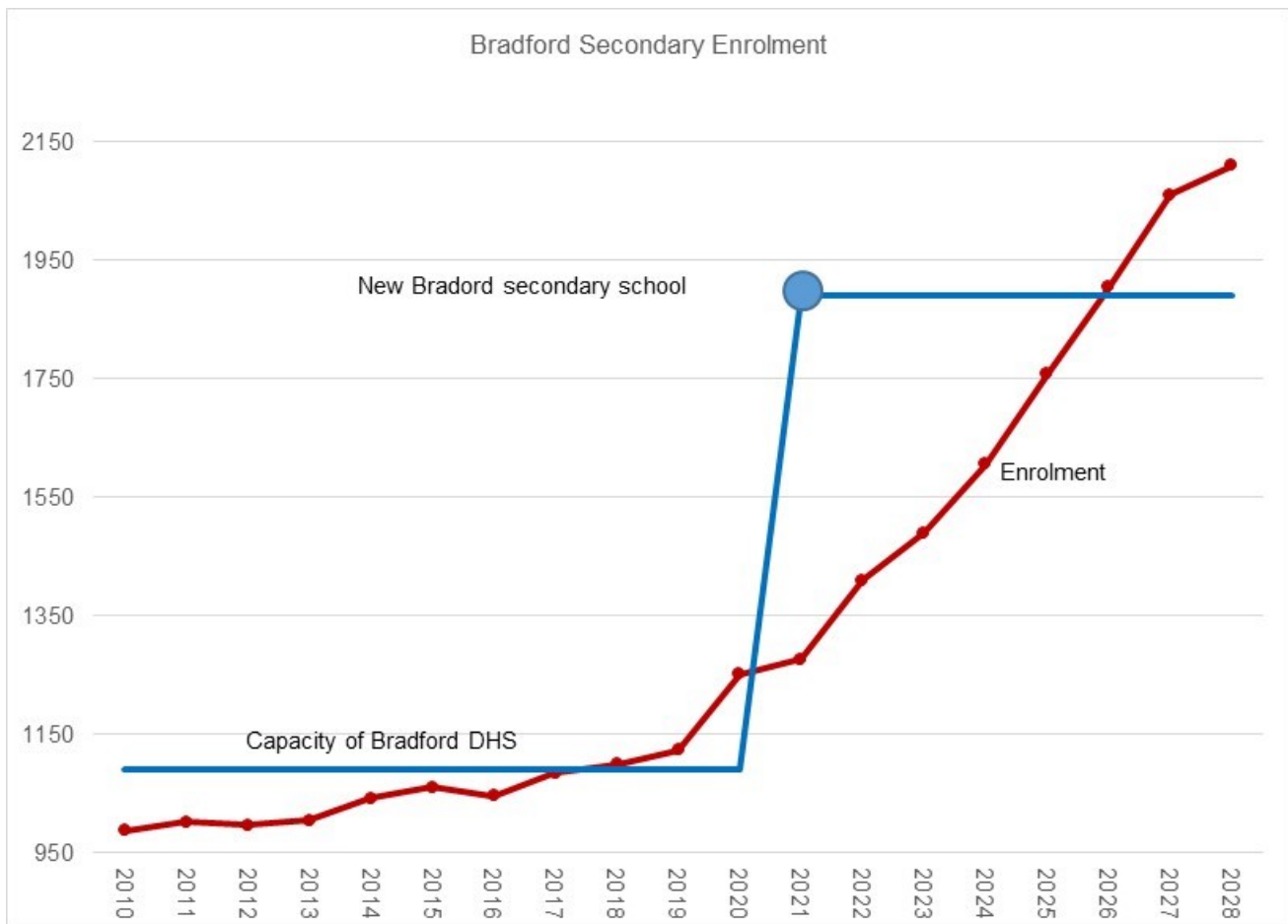


Capital Projects Under Consideration

New Bradford secondary school

Building activity has been extensive in the past four (4) years within the community of Bradford. Currently there are 1,031 units registered and under construction. There are another 1,025 units draft plan approved, and 2,114 units being considered for approval. The board will experience continuous growth in the elementary and secondary panel from new development.

The capital project under consideration is to construct a new 798 pupil place school in the community of Bradford. The new secondary school will enable the board to keep pace with the enrolment growth in the community of Bradford and be able to accommodate the large number of students currently attending the elementary panel as they transition to secondary. The following graph depicts the need for a new secondary school.

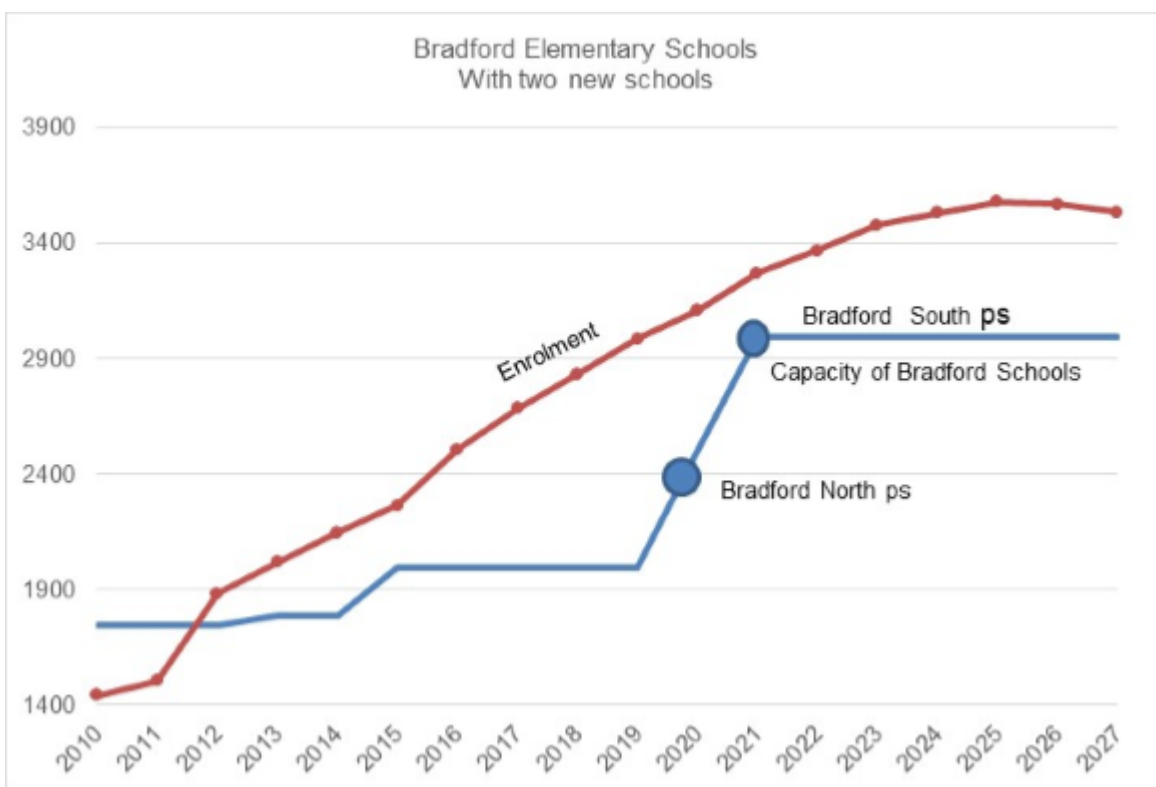


Capital Projects Under Consideration

New Bradford South elementary school

Building activity has been extensive in the past four (4) years within the community of Bradford. Currently there are 1,031 units registered and under construction. There are another 1,025 units draft plan approved, and 2,114 units being considered for approval.

The capital project is to construct a new 501 pupil place school in the south end of the community of Bradford. The new elementary school will enable the board to keep pace with the enrolment growth in the south end of Bradford. The following graph depicts the need for a second new elementary school.



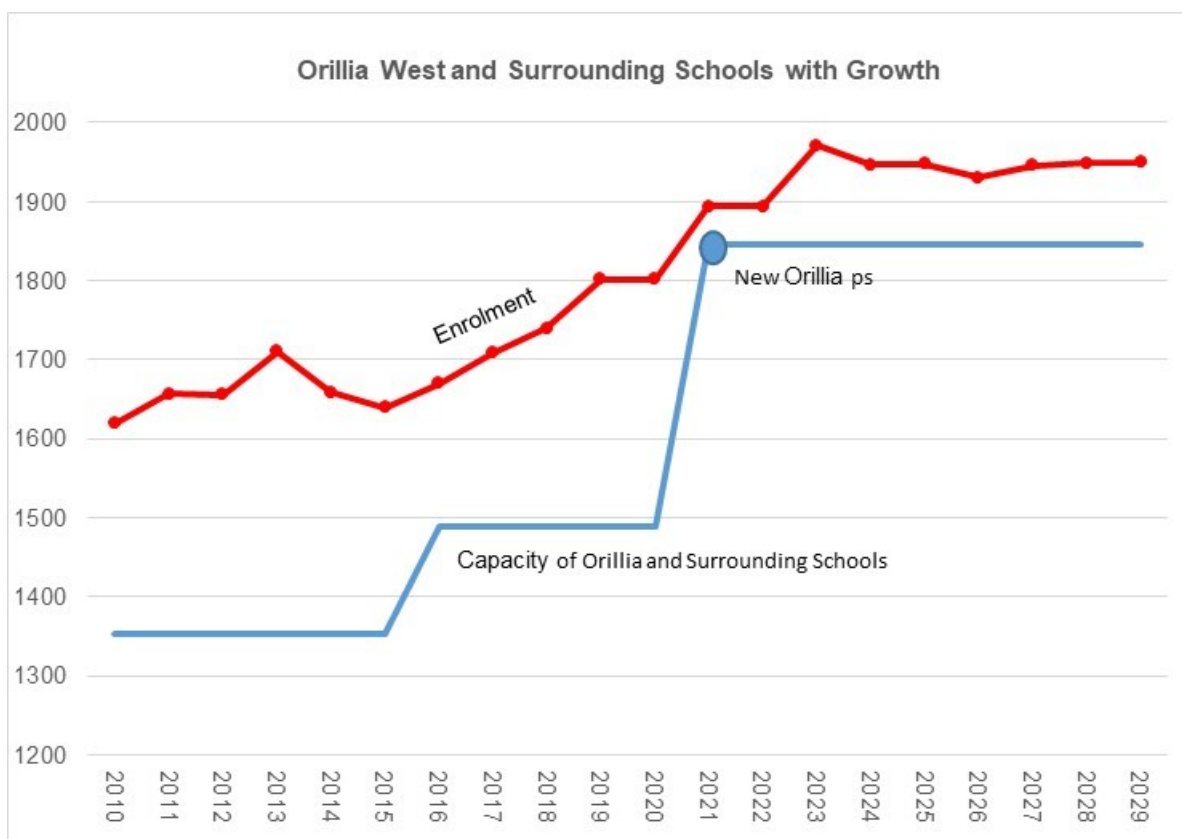
Capital Projects Under Consideration

New Orillia elementary school

The rural areas of Oro-Medonte and Severn Townships have had a significant shift in population. Rural communities such as Marchmont, Warminster and Cumberland Beach are all experiencing growth. As a result of this trend, rural schools which are on private services in this area are now at their accommodation limits. A new school in the western portion of the City of Orillia will be needed to help balance enrolment within these rural communities, as well as, accommodate the growth that is occurring within the western portion of Orillia.

Overall, there are 700 units that have received approval and are either under construction, or soon will be, with another 300 units receiving draft plan approval.

The capital project under consideration is to construct a new 357 pupil place school in the community of Orillia. The new elementary school will enable the board to keep pace with the enrolment growth and maintain the rural school populations at a level that meets their servicing and site limitations. The following graph depicts the need for a new elementary school.



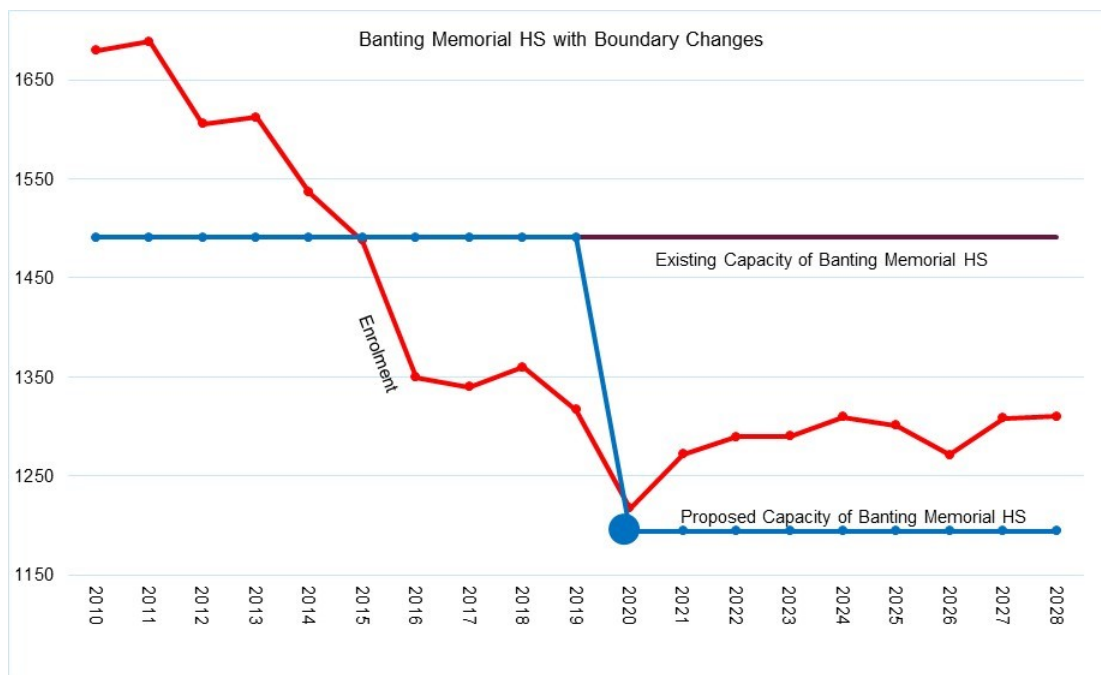
Capital Projects Under Consideration

Banting Memorial Replacement School

The Ministry of Education reinitiated the Building Condition Assessment (BCA) program of Banting Memorial HS in July 2016. Based upon the BCA, the report indicates that the current Facility Condition Index (FCI) is 31% with \$12,650,278 in renewal requirements over the next five (5) years. The report indicates that the replacement value of the school is \$41,311,990. The five-year window follows the same decline as was illustrated in the 2011 building condition assessment. This report further substantiates the board's long-term concerns with the Banting facility, and belief that replacement funding is urgently required to have the replacement building constructed prior to the need of extensive renewal work.

The board is requesting that the Ministry of Education fund the new replacement school as well as an EarlyON Child and Family Centre. The board is pursuing partnership opportunities to enhance community services.

The new school would replace an aging Banting Memorial HS which would ensure a long-term educational commitment to the community of Alliston. The following graph depicts the enrolment versus capacity of the proposed new school.



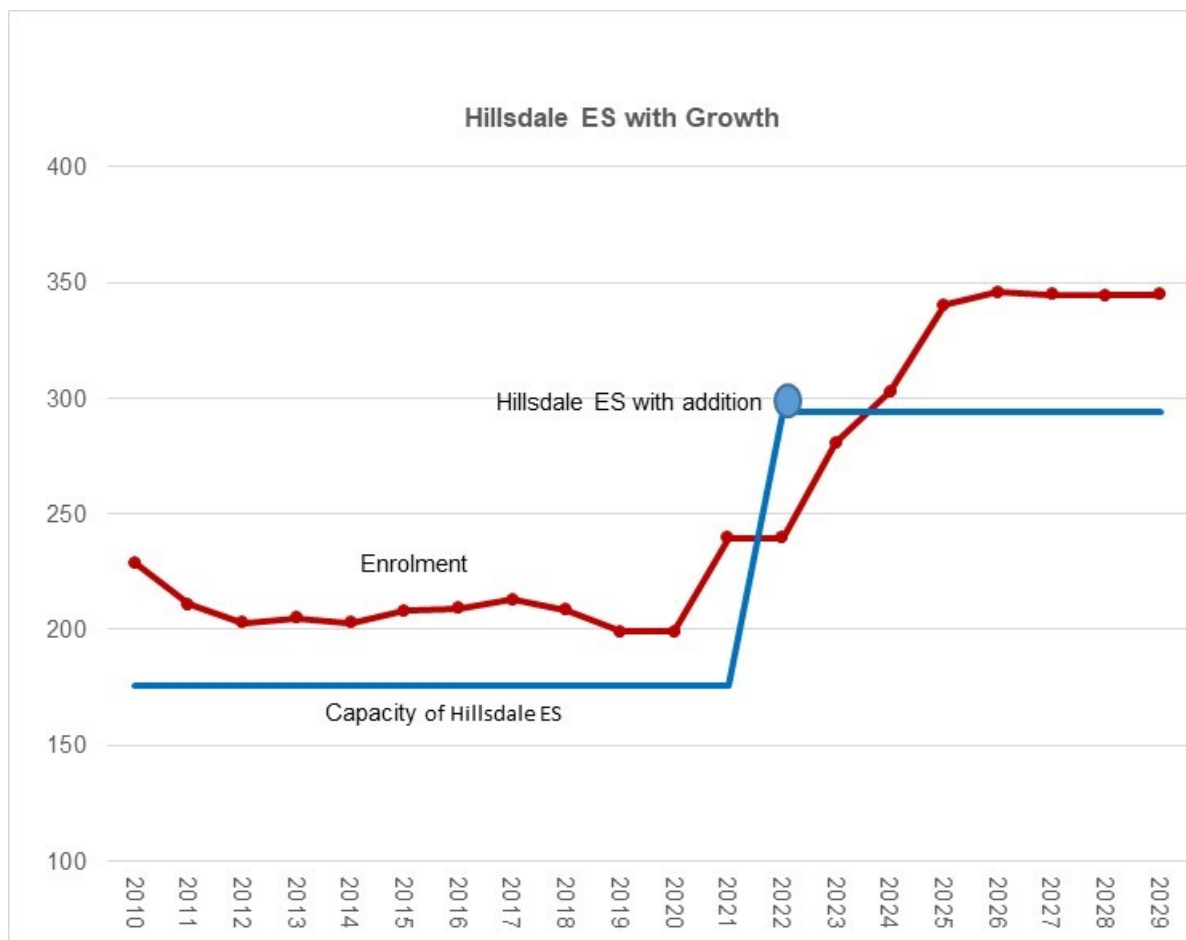
Capital Projects Under Consideration

Hillsdale PS Addition

The rural area of Springwater Township has experienced shifts in population and as a result, rural communities such as Hillsdale are experiencing enrolment growth. Hillsdale ES, which is also on a private septic system, is now reaching its accommodation limits.

There are 507 units that have received planning approval. This development is expected to take approximately ten (10) years to build out. The subdivision is located adjacent to Hillsdale ES providing the board the opportunity to connect to urban services which will enable the board to expand the capacity of the school.

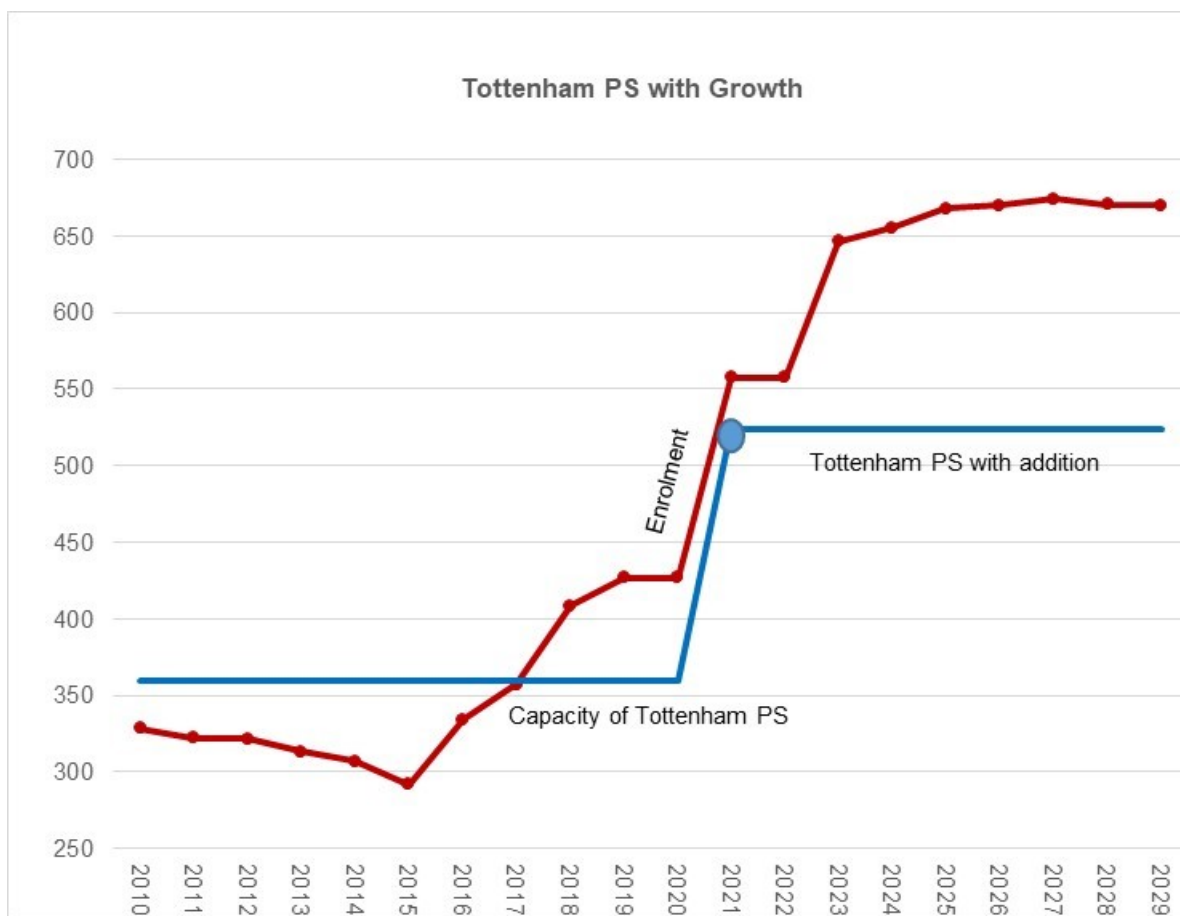
The capital projects under consideration is to construct a 118 pupil place addition onto Hillsdale ES. The new addition will enable the board to keep pace with the anticipated enrolment growth. The following graph depicts the need for the addition.



Capital Projects Under Consideration

Tottenham PS Addition

New residential growth in the Tottenham area has been steadily increasing and will be ongoing. Tottenham PS has exhibited a slow enrolment increase in recent years. Based on census information, 700 recent housing occupancies, and childcare wait lists, the board expects to see significant intake in the primary division over the next 2-5 years. Currently there are 270 units registered and under construction and 465 units draft plan approved.



Recommended Planning Reviews

The SCDSB recognizes the importance of the quality of the learning environment for students. Factors such as changing demographic conditions, partnership opportunities, and the Ministry of Education funding model, affect the ability of the board to operate and maintain its schools effectively and efficiently to support student achievement. A review of these factors may result in the need to develop alternative solutions to student accommodation within a planning area or adjacent planning areas. There are three (3) types of planning studies the board may use when the above criteria needs to be addressed: Attendance Area Reviews (AAR), Program Reviews (PR) and Accommodation Reviews (ARC). The following table shows planning studies recommended to be carried out within the 2018/2019 school year.

Recommended Planning Studies In 2018/2019		
Study Name	Schools Involved	Planning Review Area
Attendance Area Review (AAR)		
AAR 2017:01	Chris Hadfield PS Fieldcrest PS Fred C Cook PS W.H. Day ES New Bradford ps	Southeast Elementary
AAR 2018:01	Birchview Dunes ES Worsley ES New Wasaga Beach ps	Northwest Elementary
Accommodation Review Committee (ARC)		
None		
Program Reviews (PR)		
PR 2018:01	Forest Hill PS WR Best Memorial PS New Oro-Medonte ps	Central Elementary

Recommended Planning Reviews

Recommendation: AAR 2017:01— Chris Hadfield PS, Fieldcrest PS, Fred C. Cook PS, W.H. Day ES and New Bradford ps

Proposed Strategy:

A new Bradford elementary school has been approved by the Ministry of Education. An attendance area review is required to create the new school boundaries. The main focus of these boundaries is to maximize walk zones and balance enrolment pressures. The following table provides information about each of the schools involved in the attendance area review.

Recommendation:

That an attendance area review be completed and implemented in preparation of the new elementary school.

2017/18 School Year Facility Information

	Chris Hadfield PS	Fieldcrest ES	Fred C. Cook PS	WH Day ES
Original Building Age:	2016	1998	2013	1989
Additions:	none	2004, 2014	none	1995, 1999
Size:	4732 m2	5002 m2	3986 m2	4704 m2
Site Size:	2.02 ha	4.05 ha	2.33 ha	3.31 ha
Facility Condition:	0%	20%	0%	7%
Renewal Needs:	\$0	\$675,854	\$0	\$856,370
On The Ground Capacity:	507	516	412	559
Portables in Use:	9	14	4	5
October 31st Enrolment:	699	816	446	682
Utilization:	138%	158%	108%	122%
10yr Projected Enrolment:	1,044	1,081	523	1,002
10yr Utilization:	206%	210%	127%	179%

Recommended Planning Reviews

Recommendation: AAR 2018:01 — Birchview Dunes ES, Worsley ES and New Wasaga Beach ps

Proposed Strategy:

A new elementary school has been approved by the Ministry of Education. An attendance area review is required to create the new school boundaries. The main focus of these boundaries is to maximize walk zones and balance enrolment pressures. The following table provides information about each of the schools involved in the attendance area review.

2017/18 School Year Facility Information		
	Birchview Dunes ES	Worsley ES
Original Building Age:	1994	1956
Additions:	1999	1967, 1973, 1995, 1999, 2012, 2014
Size:	5565 m ²	3331 m ²
Site Size:	3.06 ha	2.71 ha
Facility Condition:	\$563,170	\$1,201,815
Renewal Needs:	4%	12%
On The Ground Capacity:	599	455
Portables in Use:	6	6
October 31st Enrolment:	678	571
Utilization:	113%	122%
10yr Projected Enrolment:	885	607
10yr Utilization:	148%	133%

Recommendation:

That an attendance area review be completed and implemented in preparation of the new elementary school.

Recommended Planning Reviews

Recommendation: PR 2018:01 — Forest Hill PS, W.R. Best Memorial PS and New Oro-Medonte ps

Proposed Strategy:

A new elementary school has been approved by the Ministry of Education. The purpose of the program review is to balance enrolment amongst the schools.

2017/18 School Year Facility Information		
	Forest Hill PS	WR Best PS
Original Building Age:	1961	1963
Additions:	1976, 1990	1981, 1995, 2001, 2012
Size:	3608 m2	2240 m2
Site Size:	4.05 ha	2.04 ha
Facility Condition:	\$1,852,698	\$1,079,206
Renewal Needs:	20%	18%
On The Ground Capacity:	409	222
Portables in Use:	9	7
October 31st Enrolment:	651	374
Utilization:	159%	168%
10yr Projected Enrolment:	658	391
10yr Utilization:	161%	176%

Proposed Option:

Transfer the W.R. Best Memorial PS population to the new Oro-Medonte ps upon opening and maintain existing attendance areas. Relocate the French Immersion program from Forest Hill PS to W.R. Best Memorial PS to create a central single track FI school upon opening of the new Oro-Medonte ps.

Alternative Option:

An alternative approach would be significant attendance area changes involving additional Oro-Medonte and Springwater schools. Due to the potential scale of such changes, and in consideration of the Ministry of Education's Pupil Accommodation Review Guidelines, an Accommodation Review would be required. The guidelines require an accommodation review if greater than 50% of a school's population would relocate to a new attendance area. Given the population distribution currently within the Forest Hill PS, W.R. Best Memorial PS and surrounding areas, an attendance boundary review could potentially effect greater than 50% of the W.R. Best Memorial PS student population. Therefore an alternative recommendation would be to approve an Accommodation Review to commence in the 2018/2019 school year.

Recommendation:

That a program review be completed in preparation of the new elementary school.

Holding Schools

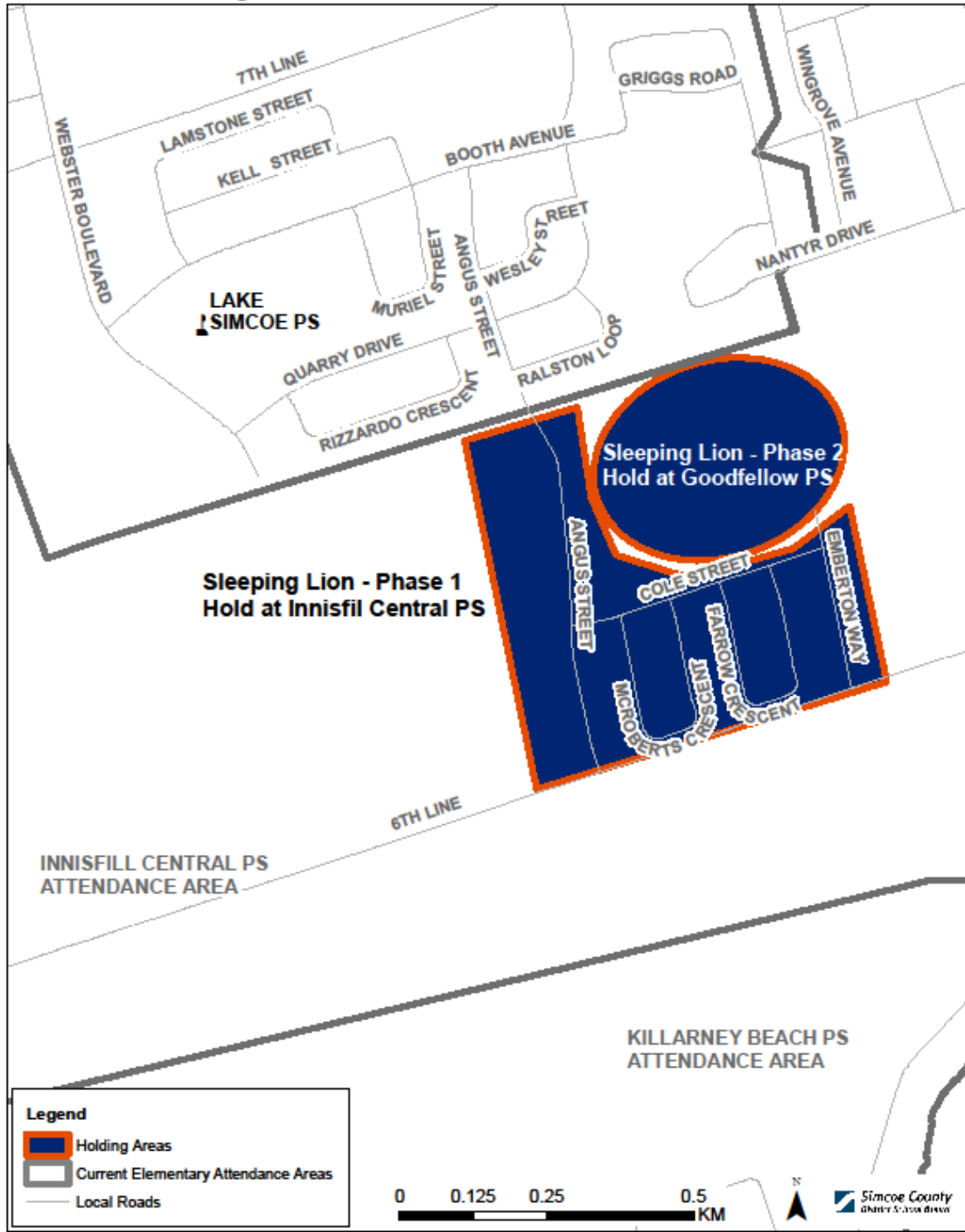
Holding School Strategy:

Due to significant growth in Simcoe County, students generated from new subdivisions may not be able to be accommodated within local schools. Students from new developments may be directed to several schools to minimize over utilization. These subdivisions will be placed in an attendance area called a "Holding Area". Students will attend the named holding school until such time as a capital project is approved by the Ministry of Education resulting in an addition to the local school, or a new school is built within the community.

The following maps outline the areas within the board where Holding Areas are being utilized.

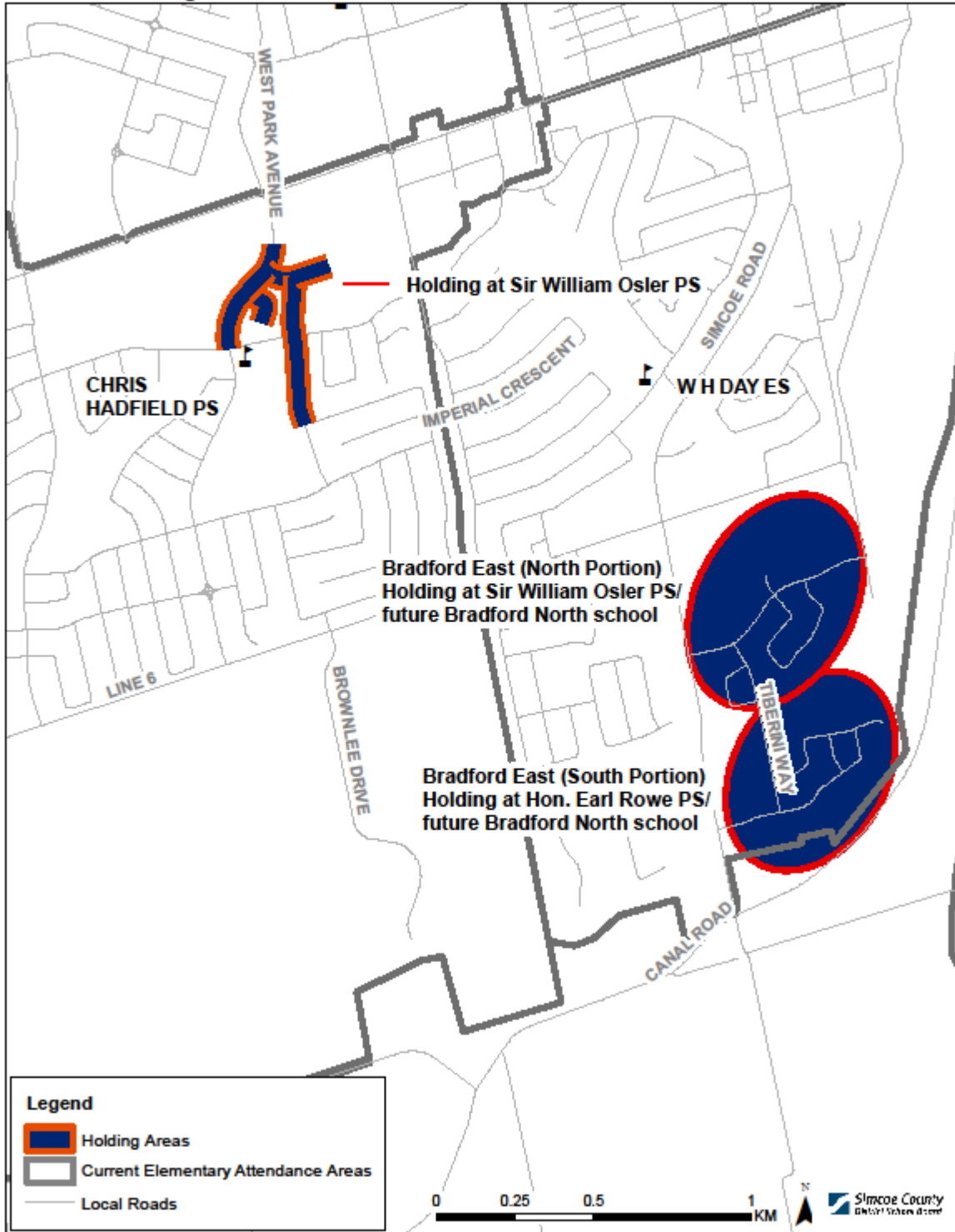
Holding Schools

South Alcona Holding Areas



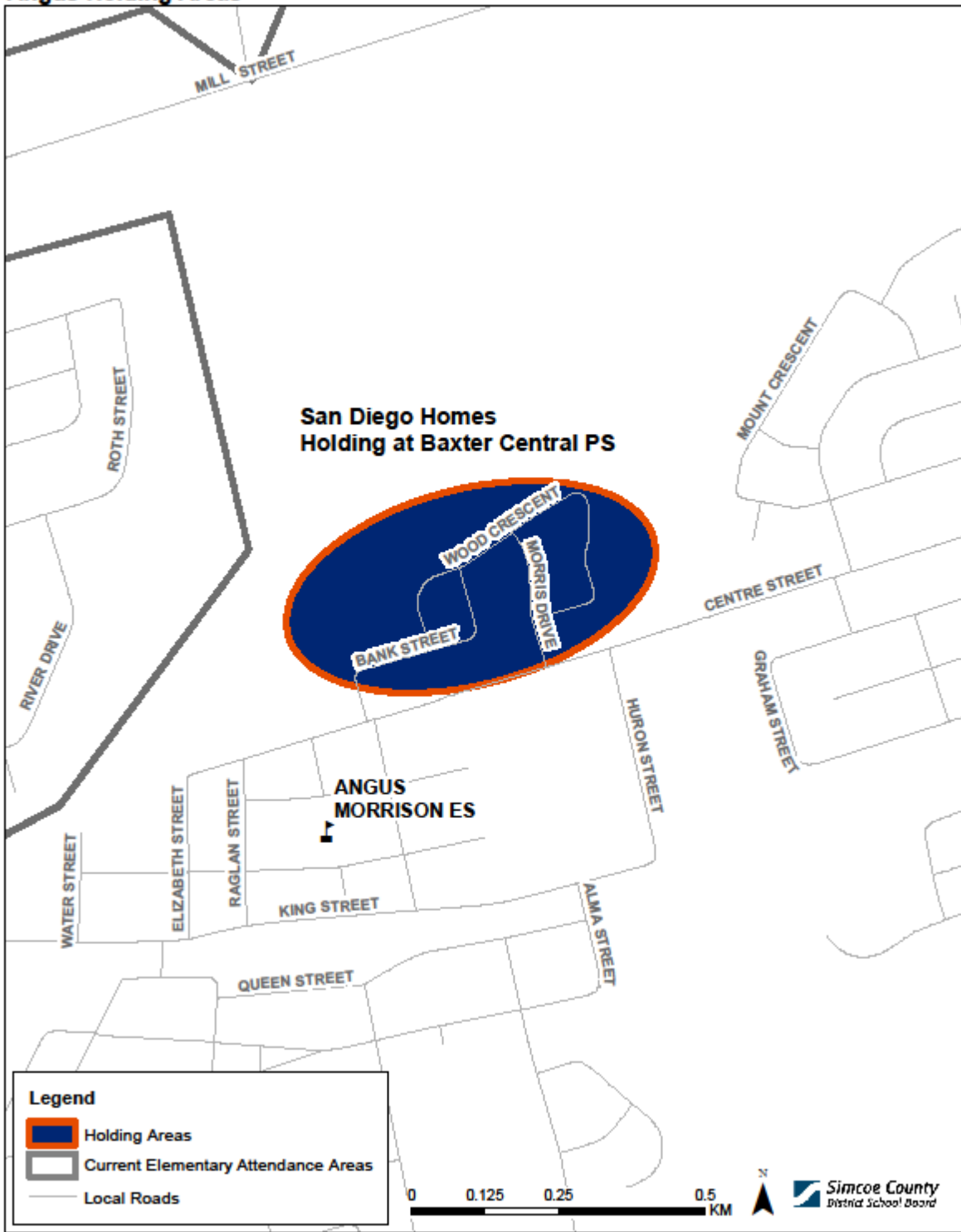
Holding Schools

Bradford Holding Areas



Holding Schools

Angus Holding Areas



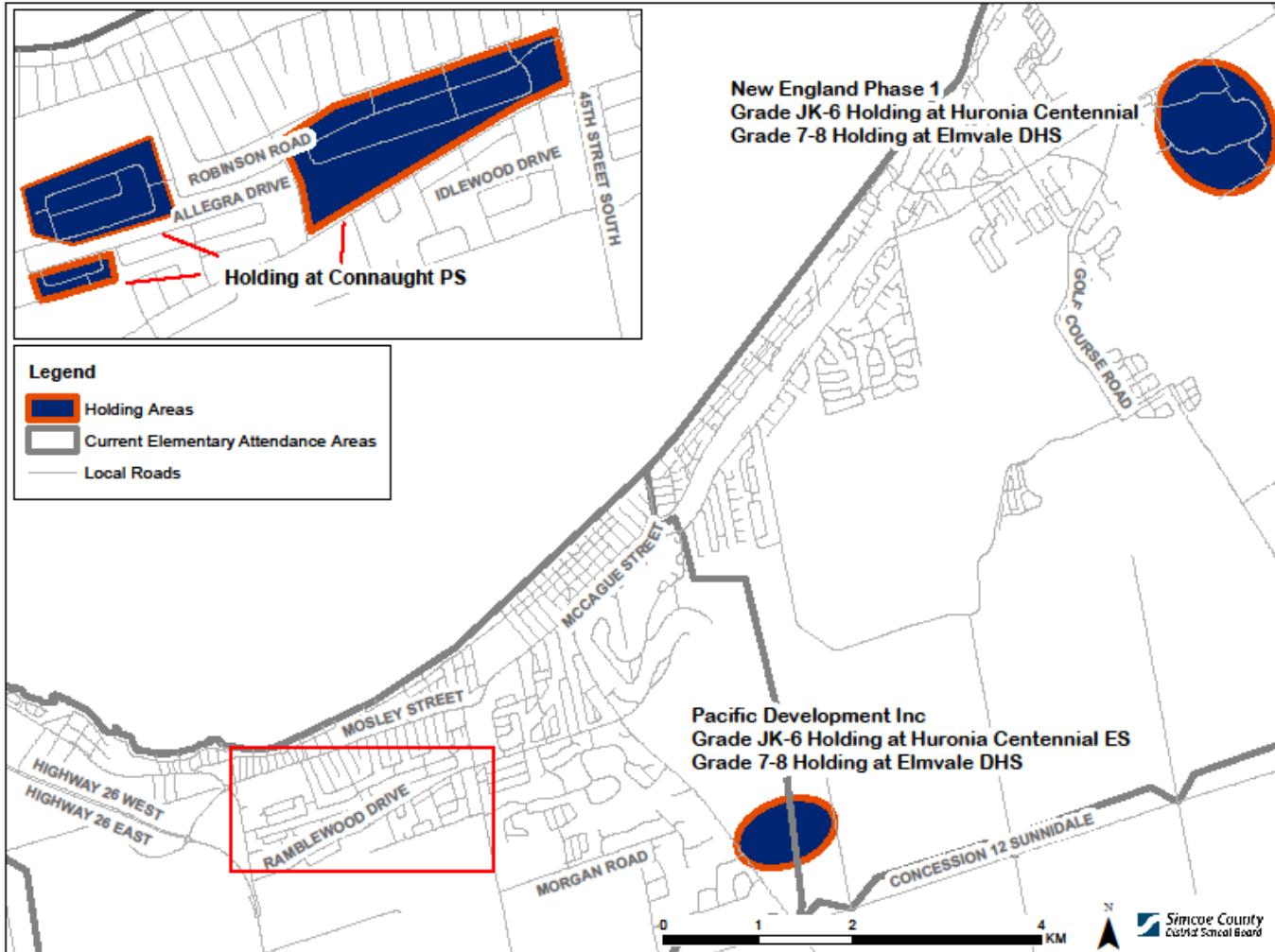
Holding Schools

Alliston Holding Areas



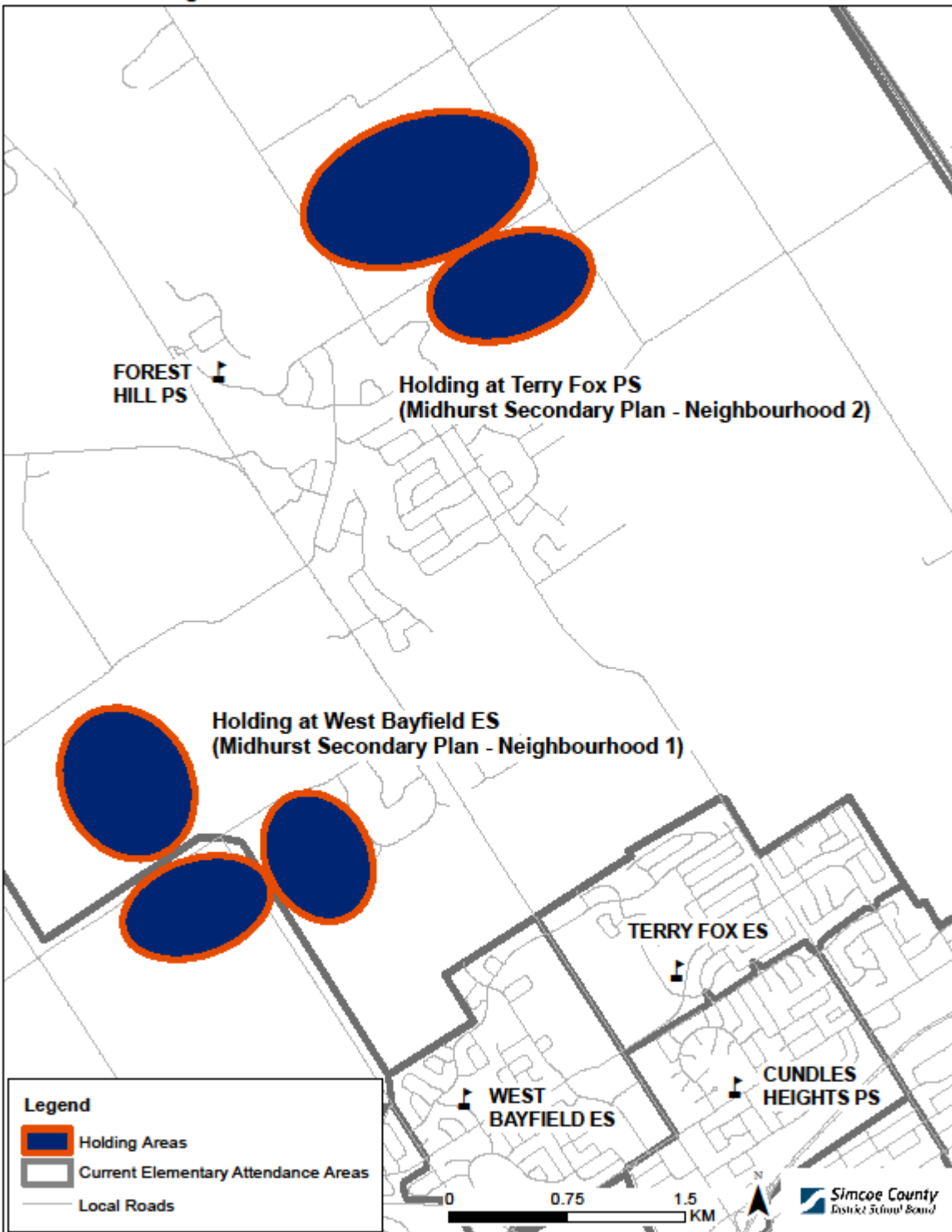
Holding Schools

Wasaga Beach Holding Areas



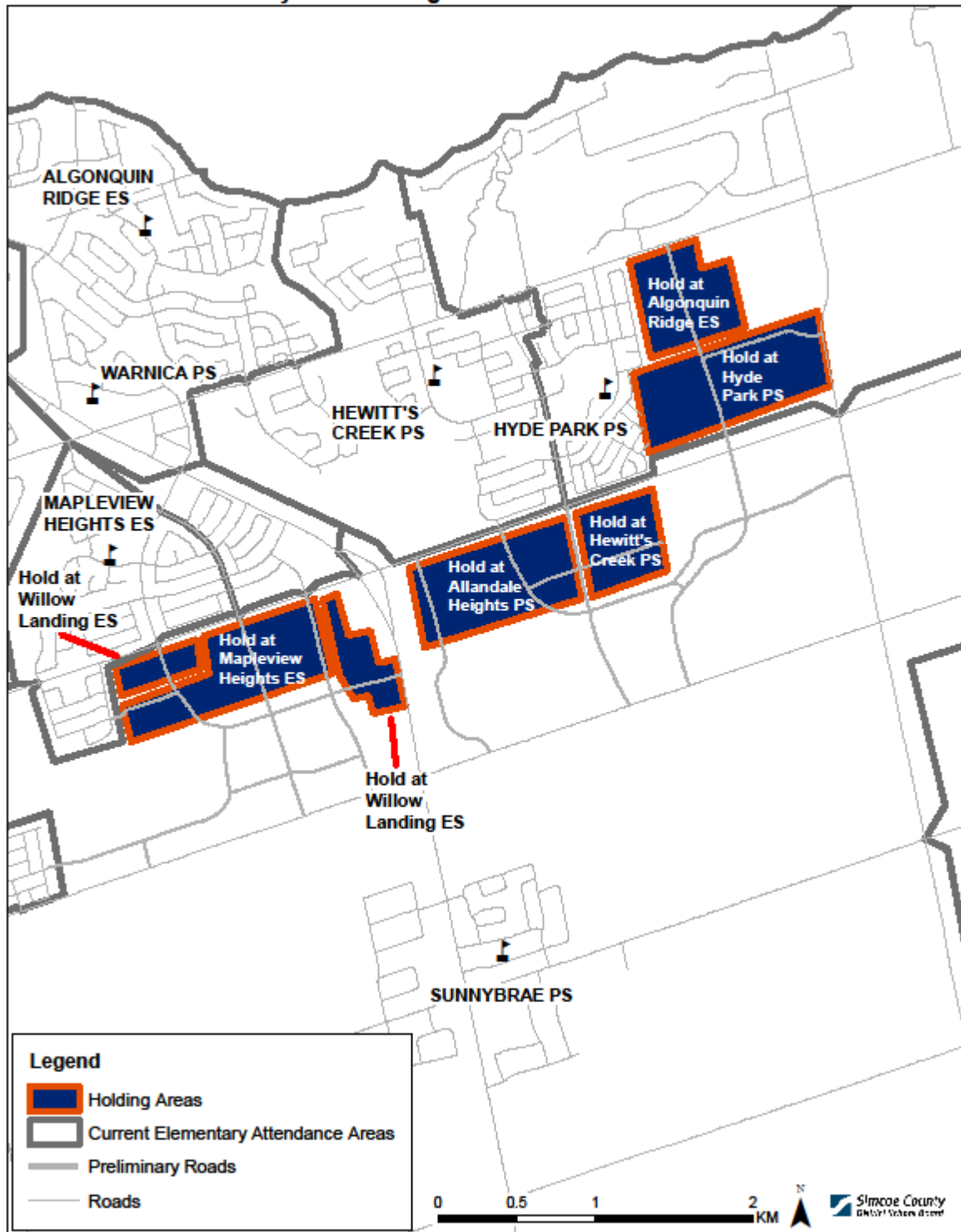
Holding Schools

Midhurst Holding Areas



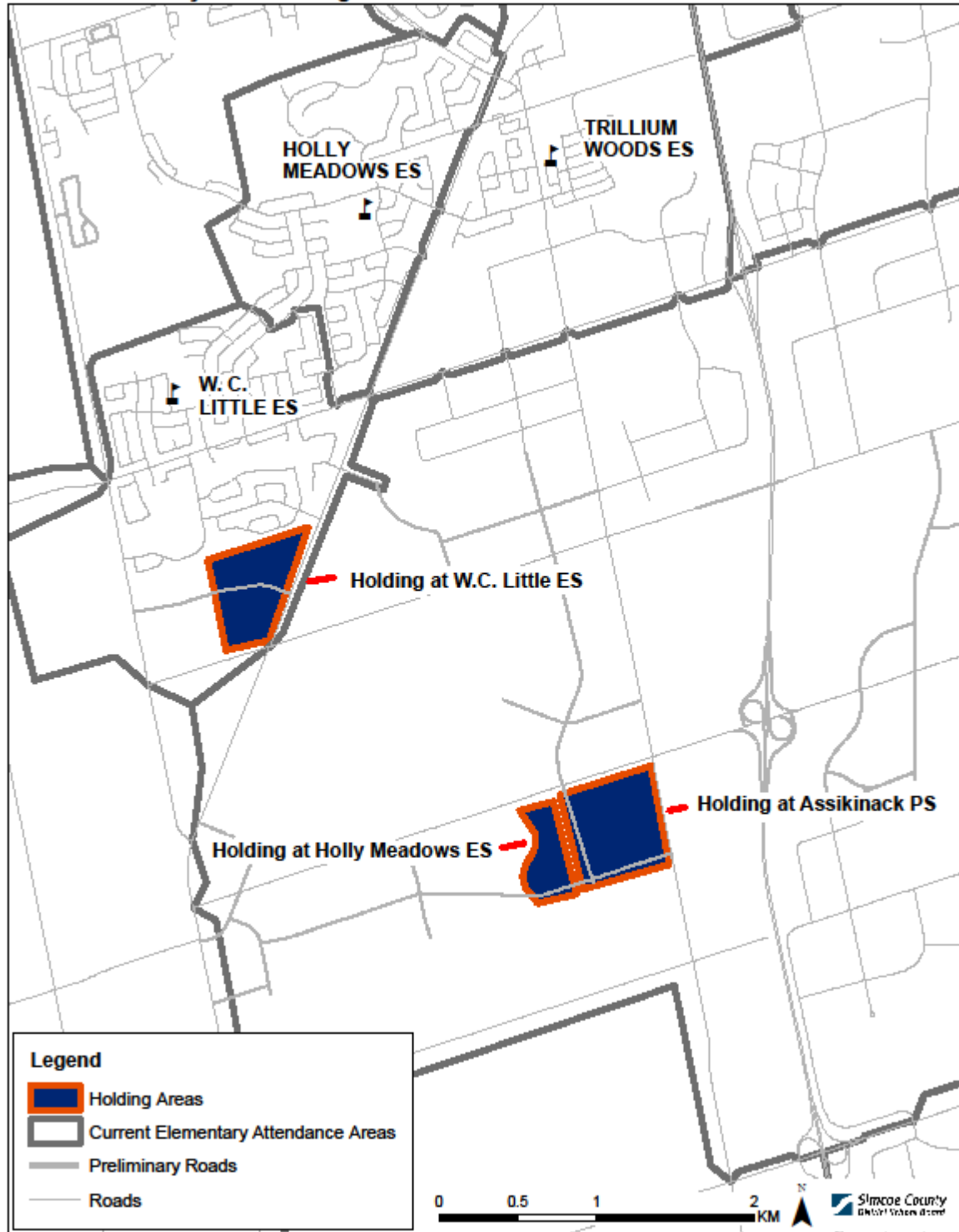
Holding Schools

Hewitt's Creek Secondary Plan Holding Areas



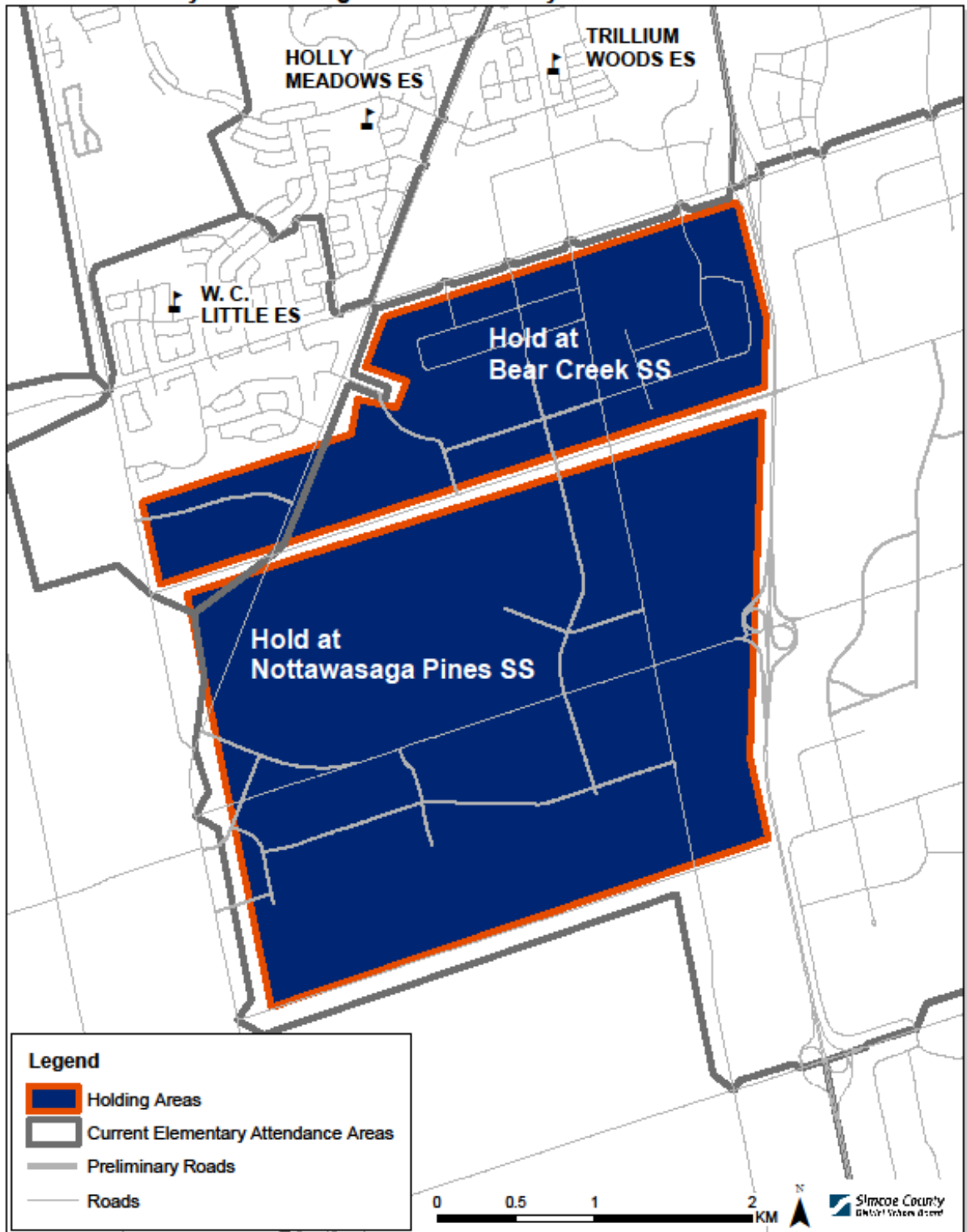
Holding Schools

Salem Secondary Plan Holding Areas



Holding Schools

Salem Secondary Plan Holding Areas - Secondary Schools



Closed To Out of Area

Designating schools to be “closed” to all students who are not living within a school attendance area is a method used by the board to ensure stable enrolment and mitigate significant over utilization. There are five (5) main reasons the board “closes” schools to out-of-area students.

1. If a school or group of schools have been involved in a recent accommodation review or an attendance review.
2. If a school is being used as a holding school for a new school in which the board is seeking Ministry approval.
3. If a school cannot accommodate any further pupils as a result of septic system capacity.
4. If a capital priority approval results in the construction of a new school or a significant renovation/addition.
5. If a school accommodates a French Immersion or Extended French program, and is significantly over capacity.

The following forty-eight (48) elementary schools are proposed to be closed to out of area students for the 2018/2019 school year.

Admiral Collingwood ES	Huron Park PS
Algonquin Ridge ES	Huron Centennial ES
Allandale Heights PS	Hyde Park PS
Alliston Union PS	Innisfil Central PS
Angus Morrison ES	Maple Grove PS
Ardagh Bluffs PS	Mapleview Heights ES
Assikinack PS	Marchmont PS
Baxter Central PS	Minesing Central PS
Birchview Dunes ES	Mundy's Bay PS
Boyne River PS	Nottawa ES
Cameron Street PS	Oakley Park PS
Chris Hadfield PS	Pine River ES
Ernest Cumberland ES	Portage View PS
Ferndale Woods ES	Regent Park PS
Fieldcrest ES	Sir William Osler PS
Forest Hill PS	Tecumseth Beeton ES
Fred C. Cook PS	Terry Fox ES
Goodfellow PS	W.C. Little ES
Guthrie PS	W.H. Day ES
Harriett Todd PS	W.R. Best Memorial PS
Hewitt's Creek PS	Warminster ES
Hillcrest PS	Willow Landing ES
Holly Meadows ES	Worsley ES
Hon Earl Rowe PS	Wyevale Central PS

2016/2017 Capital Plan Review Status

The following table illustrates the status of planning review studies approved in the 2016/2017 Capital Plan.

Planning Study Status from the 2016/2017 Capital Plan			
Study name	Schools Involved	Planning Review Area	Date to commence Study
Attendance Area Review (AAR)			
AAR 2017:01	Nottawasaga Pines SS Banting Memorial HS Bear Creek SS Feeder Schools	South Secondary Barrie Secondary	On hold until capital priority approved
Accommodation Review (ARC)			
None			
Program Review (PR)			
PR 2017:01 French Program	Huron Park PS Mundy's Bay PS	North Elementary	Complete

Future Planning Review

Ongoing analysis of enrolment and utilization, school facility condition, and program, enable the board to identify pressures that may not require immediate action, or where additional time is needed to ensure trends are accurate and continuing. The following are groups of schools that have displayed enrolment, facility, or program pressures, and require monitoring, and where future accommodation strategies may be needed beyond the 2018/2019 horizon.

School Name	Type Of Study Required		
	Accommodation Review	Attendance Area Review	Program Review
Adjala Central PS Tecumseth Beeton ES Tecumseth South PS Tottenham PS	X		
Cundles PS Codrington PS Johnson Street PS Maple Grove PS Oakley Park PS Shanty Bay PS Steele Street PS	X		
Admiral Collingwood ES Cameron Street PS Connaught PS Mountain View ES		X	X

Surplus Property

Surplus property is a closed school or can be space within an occupied school that is deemed surplus to the board's needs. Disposal of surplus property is governed by Ontario Regulation 444/98. Following a prescribed process, property may be made available to the private sector if a public agency does not express an interest in acquiring the property.

The following schools have been deemed surplus to the board's needs and, under Ontario Regulation 444/98, have been circulated to the prescribed entities.

Properties Currently in Disposition Process

Creemore Annex
OD/Park SS (ODCVI property)
Waubashene ES

The following schools have been deemed surplus to the board's needs and staff will begin the disposition process in 2018. The necessary actions are currently being undertaken in preparation to dispose of these properties.

Properties Deemed Surplus

Penetanguishene SS
Port McNicoll PS
Wyebridge PS
Waubashene Pines ES

The following school is no longer required, and is recommended to be deemed surplus to the board's needs.

Properties to Be Considered Surplus

Bradford ES

The following schools have been closed to students and are currently being used as maintenance/office facilities.

Properties Used as Maintenance/Office Space

Ardrea Annex PS
Duntroon Central PS
Tecumseth North ES
St Paul's

Facility Partnerships/Community Hubs

Cooperative and collaborative relationships between school boards and community organizations are part of the foundation of a strong, vibrant, and sustainable publicly funded education system, and it is the responsibility of all levels of government to make the best use of public assets. Confidence in public education and responsible stewardship of resources are supported by the practice of optimizing board resources through purposeful facility partnerships within the context of the board's responsibilities for student achievement, well-being of students and staff, safety, and pupil accommodation strategies. School boards are encouraged to reach out to community organizations on a regular basis to share planning information and to support effective planning with community partners.

Offering space in schools to facility partners can reduce facility operating costs, improve services and supports available to students, strengthen relationships between school boards, community partners, and the public, maximize the use of public infrastructure through increased flexibility and utilization, and provide a foundation for improved service delivery for communities.

Facility partnerships illustrate community commitment and help support business case submissions to the Ministry of Education. It is recommended that staff immediately initiate discussions with other public agencies and partners for the Capital Projects Under Consideration as outlined. Also note that it is the practice of the board to explore partnership opportunities for projects that may be outside of the three (3) year planning horizon and during the site designation and acquisition process.

Initial partnership discussions for business case submissions should occur by fall 2018 to coincide with Ministry of Education capital cycles.

Capital Partnership Opportunities	
School Name	Type of Construction
New Alcona elementary school	New School
New Alliston elementary school	New School
New Angus elementary school	New School
Banting Memorial HS (Alliston)	Replacement School
New Barrie #1 Southeast elementary school	New School
New Barrie #2 Southeast elementary school	New School
New Barrie #3 Southwest elementary school	New School
New Bradford South elementary school	New School
New Bradford secondary school	New School
New Orillia elementary school	New School

Community and Demographic Trends

As part of the capital planning process, the demographics and residential development activities are reviewed and studied for each municipality. This analysis provides insight into the factors that impact existing enrolment trends, and also helps identify emerging trends that could impact future enrolment.

The existing population and future targets indicate the varying degrees of growth expected throughout Simcoe County, the City of Barrie and the City of Orillia. The table below illustrates the population distribution as of the 2016 Census and the target population as per the *Growth Plan for the Greater Golden Horseshoe*.

Municipality	2016	2011	% Change	0 to 4	5 to 9	10 to 14	15 to 19	20+	Target Pop. 2031	Net Growth Proposed
Penetanguishene	8,962	9,111	-1.60%	345	350	445	465	7,357	11,000	2,038
Midland	16,864	16,572	1.80%	695	810	760	860	13,739	22,500	5,636
Orillia	31,166	30,586	1.90%	1,415	1,495	1,495	1,585	25,176	41,000	9,834
Ramara	9,488	9,275	2.30%	330	375	455	475	7,853	13,000	3,512
Clearview	14,151	13,734	3.00%	685	755	850	930	10,931	19,700	5,549
Tay	10,033	9,736	3.10%	425	435	485	520	8,168	11,400	1,367
Adjala- Tosorontio	10,975	10,603	3.50%	470	585	650	755	8,515	13,000	2,025
Barrie	141,343	136,063	3.90%	7,745	8,770	9,010	9,605	106,213	210,000	68,657
Springwater	19,059	18,223	4.60%	900	1,195	1,330	1,280	14,354	24,000	4,941
Oro-Medonte	21,036	20,078	4.80%	890	1,090	1,225	1,290	16,541	27,000	5,964
Tiny	11,787	11,232	4.90%	405	485	500	560	9,837	12,500	713
Severn	13,477	12,377	8.90%	570	610	705	750	10,842	17,000	3,523
Innisfil	36,565	32,727	11.70%	1,995	2,140	2,195	2,270	27,965	56,000	19,435
Collingwood	21,793	19,241	13.30%	945	1,110	1,075	1,010	17,653	33,400	11,607
New Tecumseth	34,245	30,234	13.30%	1,850	2,000	1,995	2,065	26,335	56,000	21,755
Essa	21,080	18,505	13.90%	1,360	1,330	1,285	1,455	15,650	21,500	420
Wasaga Beach	20,675	17,537	17.90%	725	845	885	880	17,340	27,500	6,825
Bradford West Gwillimbury	35,325	28,077	25.80%	2,565	2,530	2,130	2,130	25,970	50,500	15,175

Community and Demographic Trends

As an extension of demographic analysis, staff track residential building activity. The information depicted below highlights the five (5) year building permit summary. The areas with the highest building activity coincide with the areas previously identified as municipalities where significant growth is expected. Building permit activity has a direct correlation to the overall population of each school. The number of housing starts within each school's attendance area determines if a school is declining, stable, or growing in population. The table below is a summary of building activity throughout Simcoe County.

Building Permit Information

Municipality/Year	2010	2011	2012	2013	2014	2015	2016	Jan - Oct 2017	5 Year Average
Adjala Tosorontio	21	28	22	18	15	17	13	18	17
Barrie	533	407	395	438	819	208	580	608	508
Bradford West Gwillimbury	510	622	366	569	235	623	586	255	439
Clearview	36	36	16	18	36	26	33	49	30
Collingwood	157	453	187	132	308	126	310	139	200
Essa	216	142	149	104	160	261	290	156	187
Innisfil	120	156	224	368	363	352	523	481	385
Midland	43	15	17	24	29	49	85	28	39
New Tecumseth	70	413	233	344	414	852	813	658	552
Orillia	165	82	54	49	58	102	260	215	123
Oro-Medonte	48	47	69	80	142	105	133	150	113
Penetanguishene	30	9	9	7	33	14	37	86	31
Ramara	22	21	22	15	16	19	41	52	28
Severn	68	53	48	77	85	65	146	77	83
Springwater	52	74	50	61	74	221	297	111	136
Tay	13	23	30	36	24	35	56	53	39
Tiny	82	48	41	41	40	35	69	76	50
Wasaga Beach	257	229	138	280	121	171	240	216	194
Total	2443	2858	2070	2661	2972	3281	4512	3428	3154

Community and Demographic Trends

To help further analyze student distribution, the following chart illustrates the number of students living within each municipal jurisdictional boundaries. Attendance areas do not necessarily align with municipal borders as there are many geographic, servicing, enrolment, program, and facility factors that determine the distribution of students to school facilities.

2017-2018 Enrolment by the Student's Home Municipality			
Municipality Based on Student's Home Address	Elementary Enrolment	Secondary Enrolment	Total Enrolment
Adjala Tosorontio	673	334	1,007
Barrie	11,726	4,788	16,514
Base Borden	153	52	205
Bradford West Gwillimbury	2,915	1,060	3,975
Clearview	1,334	563	1,897
Collingwood	1,602	717	2,319
Essa	1,546	756	2,302
Innisfil	3,043	1,339	4,382
Midland	1,076	323	1,399
New Tecumseth	2,504	1,068	3,572
Orillia	2,126	888	3,014
Oro-Medonte	1,863	697	2,560
Penetanguishene	158	142	300
Ramara	696	283	979
Severn	1,029	433	1,462
Springwater	2,008	711	2,719
Tay	597	219	816
Tiny	545	203	748
Wasaga Beach	1,242	570	1,812
<i>Out of SCDSB District</i>	16	50	66
Total	36,852	15,196	52,048

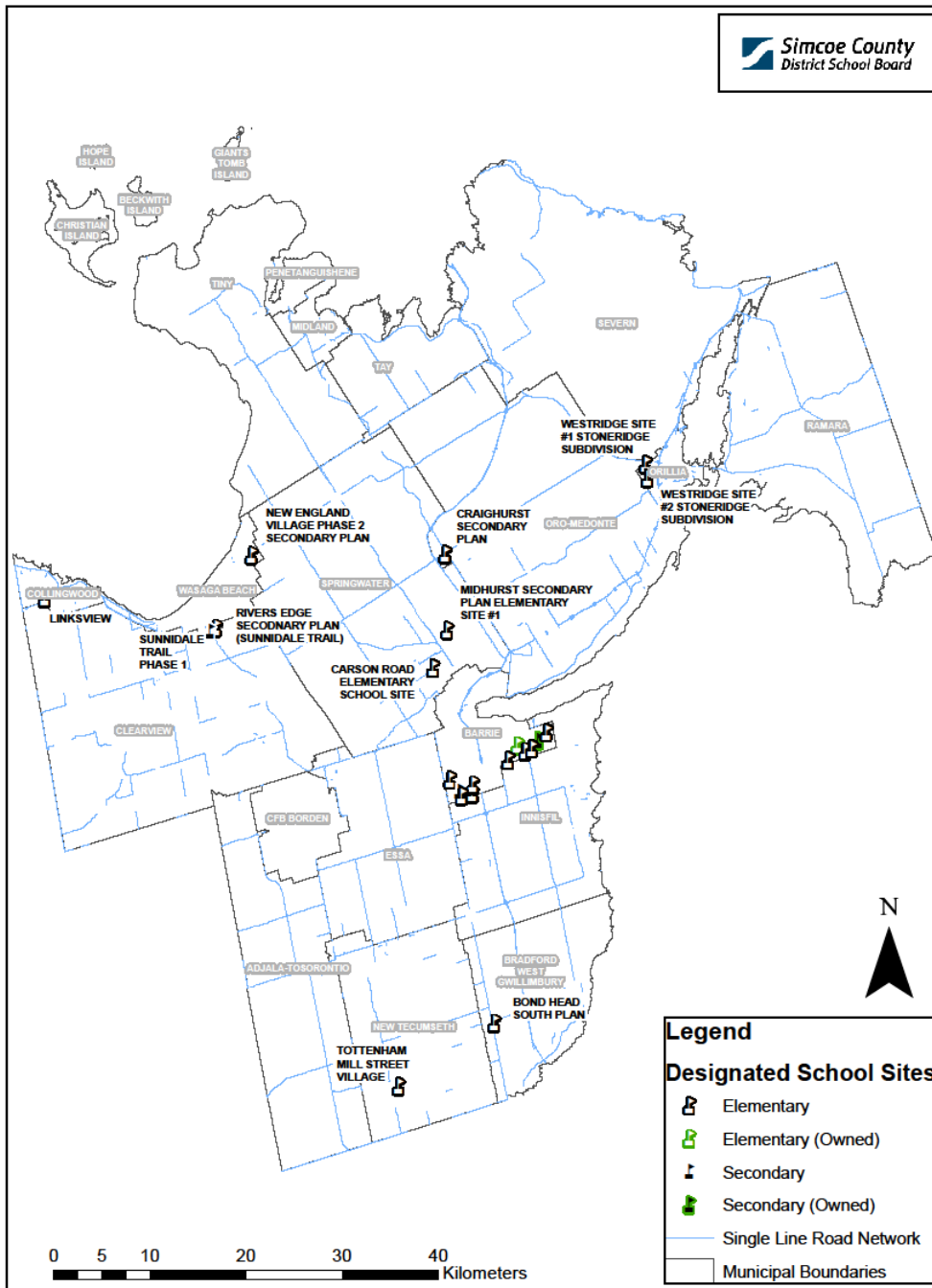
Future Schools

Due to the extensive residential growth occurring in many communities, it is anticipated that additional schools, and/or additions to existing schools, will be required outside the three (3) year capital priority planning horizon. The following table identifies all areas where future growth pressures are expected, and indicates the number of school sites, designated, owned, or required (not yet designated or owned). Once able to be supported by a strong business case, staff will bring forward a recommended capital priority for schools required due to growth pressures. In some circumstances, the board may opt to release designated sites in the event they are not required due to demographic trends, or when alternative locations are desired due to phasing and development patterns. A priority for staff is designating and acquiring elementary and/or secondary school sites in the Alcona, Alliston, Angus, Bradford, and Wasaga Beach areas.

Municipality	Number of Sites	Location	Panel	Status
Barrie	1	Dean Avenue	Elementary	Owned
Barrie	1	Prince William Way	Secondary	Owned
Barrie	3	Salem Secondary Plan	Elementary	Designated
Barrie	1	Salem Secondary Plan	Secondary	Designated
Barrie	4	Hewitt's Secondary Plan	Elementary	Designated
Bradford West Gwillimbury	1	Bond Head	Elementary	Designated
Bradford West Gwillimbury	2	Bradford	Elementary	Required
Bradford West Gwillimbury	1	Bradford	Secondary	Required
Collingwood	1	Linksvie	Elementary	Designated
Essa	1	Angus	Elementary	Required
Innisfil	1	Alcona	Elementary	Required
New Tecumseth	1	Alliston	Elementary	Required
New Tecumseth	1	Tottenham	Elementary	Designated
Orillia	2	West Ridge	Elementary	Designated
Oro-Medonte	1	Craighurst	Elementary	Designated
Springwater	2	Midhurst	Elementary	Designated
Wasaga Beach	1	New England Village	Elementary	Designated
Wasaga Beach	1	Sunnidale Trails	Elementary	Designated
Wasaga Beach	1	Sunnidale Trails	Secondary	Designated

Future Schools

SCDSB Designated School Sites



The map illustrates school sites that are owned or have been designated. New schools recommended as capital priorities are determined based upon the number of units constructed, how many students are being generated from the development and the ability of the holding school to accommodate growth.



Section 2

Enrolment

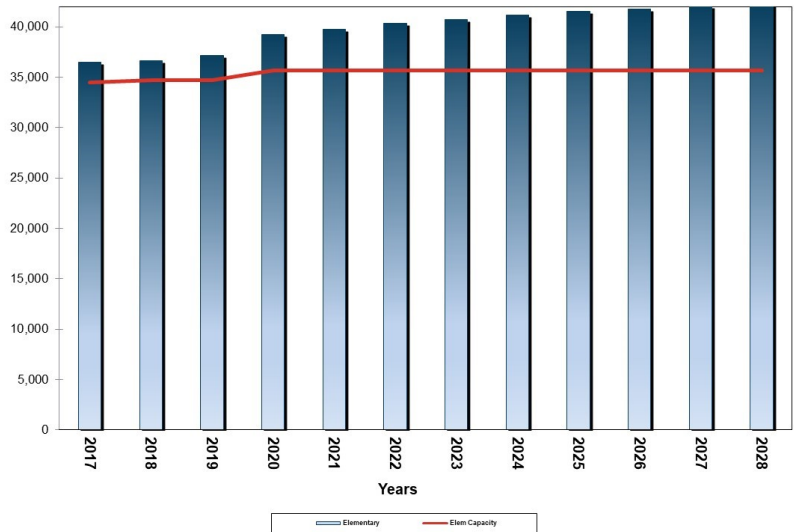
Student enrolment within the schools has a direct correlation to the creation of a learning environment which supports the board's mandate of creating life long learners. A strong student population in each and every school ensures stability of staff, programming, extra curricular activities, before and after school care and the efficient and effective use of public resources. The goal of the board over the past ten years has been to stabilize enrolment within each school. When student enrolment and school size are closely matched, the students, board, and community are well served.

Since 2006, the board has closed nineteen (19) elementary school buildings and built eleven (11) new elementary schools either within new growth areas, replacing older facilities, or "right sizing" the school within the community. Three new elementary schools have been approved by the Ministry with design beginning imminently. By 2018/2019 the board will have closed five (5) secondary schools, have opened two (2) new schools and be in the process of constructing two (2) new secondary schools.

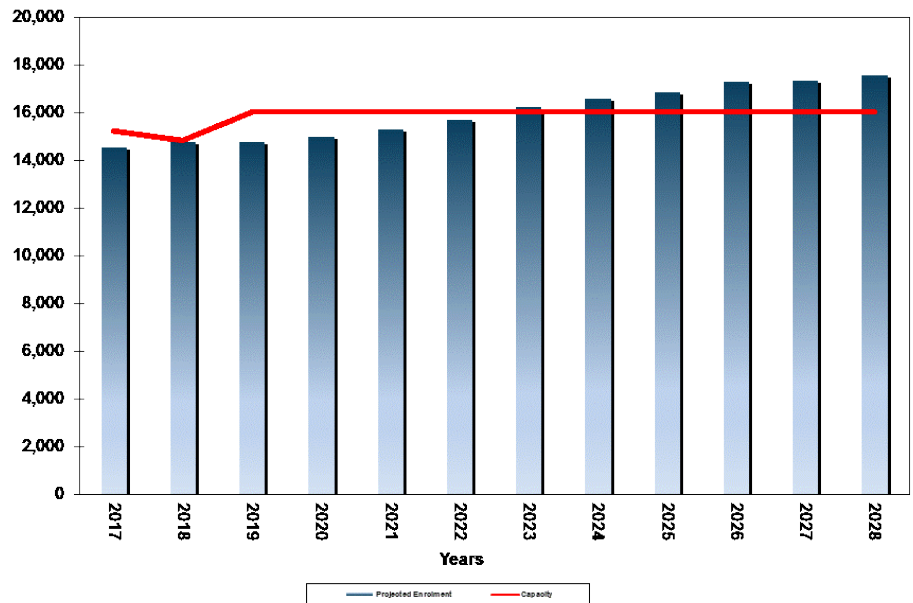
By fall 2018, the SCDSB's elementary utilization will be 106%, while the secondary utilization will be 95%. By shifting school accommodation to meet enrolment, the SCDSB is in a favourable position to now concentrate on enhancing facilities and programs to benefit all students within every school.

Enrolment and Utilization

The adjacent chart represents the projected elementary enrolment as it relates to capacity. It indicates that within the elementary panel, there are more pupils than available capacity indicating future capital priority needs.



The adjacent chart represents the projected secondary enrolment as it relates to capacity. It indicates that within the secondary panel, the enrolment and capacity are currently aligned.



Enrolment and Utilization

The following enrolment charts highlight trends over the next ten (10) years, and are intended to provide a quick reference point of the overall comparison of pupils to the capacity of the schools in a geographic area. Where “Pupils Over/Under Capacity” is positive, there are more students than there is space. If the number is negative, there is more space than students.

Utilization rates are also included. These rates are calculated by dividing the number of students by the school capacity. A school is considered sustainable when the utilization rate is between 90% and 110%. Utilization rates outside of that range are monitored over the long-term to determine if accommodation strategies need to be considered. Portable numbers are based upon programmed space, not the number of portables on site.

Within the southwest elementary review area, there is significant decline in the southern schools, while the communities of Alliston and Angus are growing. A new school in Alliston will balance enrolment within this community, while the community of Angus continues to be over capacity. As indicated in Section 1—Future Planning Reviews, the southern portion of this region will be monitored to determine the appropriate strategy to meet the challenges of both declining enrolment and facility conditions.

Enrolment Projections to 2028										
Elementary School	OTG 17	Portables 17	2017		2018		2023		2028	
			Students	Utilization	Students	Utilization	Students	Utilization	Students	Utilization
Adjala Central PS	340	0	244	72%	233	69%	220	65%	220	65%
Alliston Union PS	507	5	643	127%	637	126%	678	134%	716	141%
Angus Morrison ES	458	10	671	147%	694	151%	800	175%	802	175%
Baxter Central PS	363	0	281	77%	282	78%	243	67%	245	67%
Boyne River PS	461	2	471	102%	507	110%	597	129%	612	133%
Ernest Cumberland ES	539	2	561	104%	569	105%	618	115%	680	126%
Pine River ES	234	4	305	130%	327	140%	304	130%	306	131%
Tecumseth Beeton ES*	536	0	330	62%	320	60%	522	112%	588	126%
Tecumseth South Central PS	245	0	170	69%	168	69%	156	64%	155	63%
Tosorontio Central PS	375	1	362	97%	363	97%	353	94%	354	94%
Tottenham PS	360	1	357	99%	385	107%	487	135%	511	142%
Total	4418	25	4395		4484		4975		5189	
Pupils Over/Under Capacity			-23		66		626		840	

* Capacity amended in 2019 for internal renovation at Tecumseth Beeton ES

Enrolment and Utilization

Capital priorities were approved in the Collingwood area which will balance utilization. Within the community of Stayner, an accommodation review was completed with the recommendation of creating a JK to Grade 6 model at Clearview Meadows in 2018/2019 and with Byng PS closing in 2019. A capital priority was approved to add pupil places to Clearview Meadows ES. A new elementary school was approved by the Ministry of Education in the community of Wasaga Beach. When the new school is opened, enrolment and utilization charts will be updated to reflect the new attendance boundaries.

Enrolment Projections to 2028										
Elementary School	2017		2018		2023		2028			
	OTG 17	Portables 17	Students	Utilization	Students	Utilization	Students	Utilization	Students	Utilization
Admiral Collingwood ES	487	4	571	117%	536	110%	494	101%	494	101%
Birchview Dunes ES	599	6	678	113%	694	116%	826	138%	885	148%
Byng PS**	303	0	260	86%	202	67%	0	0%	0	0%
Cameron Street PS***	363	7	505	139%	513	141%	486	96%	472	94%
Clearview Meadows ES**, ***	213	3	275	129%	210	99%	391	107%	410	112%
Connaught PS	309	0	223	72%	220	71%	221	71%	231	75%
Mountain View ES*	294	5	375	128%	360	93%	337	87%	329	85%
New Lowell Central PS	245	0	245	100%	243	99%	259	106%	261	107%
Nottawa ES	222	4	300	135%	297	134%	305	138%	296	133%
Nottawasaga/Creemore PS	176	2	215	122%	212	120%	201	114%	202	115%
Worsley ES	455	6	571	125%	587	129%	626	138%	607	133%
Total	3666	37	4218		4073		4146		4187	
Pupils Over/Under Capacity			552		315		397		438	

* Capacity amended in 2018 for an addition onto Mountain View ES

** Enrolment amended for the 7 & 8 students attending Stayner SS

*** Capacity amended in 2019 for closing of Byng PS, and an addition onto Clearview Meadows ES and Cameron Street PS

As a result of consolidations and capital construction, schools within the north elementary review area are well balanced with the exception of Wyevale Central PS. A program review was approved to divide the French Immersion program between Huron Park PS and Mundy's Bay PS. It is anticipated that this area will remain stable into the future.

Enrolment Projections to 2028										
Elementary School	2017		2018		2023		2028			
	OTG 17	Portables 17	Students	Utilization	Students	Utilization	Students	Utilization	Students	Utilization
Bayview PS	395	0	333	84%	333	84%	333	84%	336	85%
Huron Park PS*	404	0	356	88%	385	95%	443	110%	452	112%
James Keating ES	314	0	266	85%	267	85%	257	82%	251	80%
Mundy's Bay PS*	464	4	572	123%	541	117%	510	110%	520	112%
Tay Shores PS	504	2	526	104%	527	105%	542	108%	526	104%
Wyevale Central PS	190	4	259	136%	267	140%	299	157%	300	158%
Total	2271	10	2312		2318		2385		2384	
Pupils Over/Under Capacity			41		47		114		113	

* Program Change 2018

Enrolment and Utilization

Within the northeast elementary review area, the schools are well balanced. A program review was completed to address the utilization pressures between Harriett Todd PS and Regent Park PS which were implemented in the 2017/2018 school year. Severn Shores PS was opened in September 2016, ensuring a strong school presence in the area to serve the growing needs of this community. Overall, it is anticipated that this area will remain stable. A capital priority for a new elementary school is under consideration in the Orillia area.

Enrolment Projections to 2028											
Elementary School	2017				2018		2023		2028		
	OTG 17	Portables 17	Students	Utilization	Students	Utilization	Students	Utilization	Students	Utilization	
Brechin PS	245	0	189	77%	182	74%	145	59%	143	58%	
Coldwater PS	337	1	342	101%	356	105%	370	110%	364	108%	
Couchiching Heights PS	303	1	289	95%	280	92%	240	79%	248	82%	
Harriett Todd PS*	576	2	542	94%	544	95%	524	91%	515	89%	
Lions Oval PS	463	1	456	98%	458	99%	429	93%	423	91%	
Marchmont PS	305	4	377	124%	369	121%	360	118%	353	116%	
Orchard Park PS	390	0	439	113%	426	109%	411	105%	413	106%	
Rama Central PS	236	0	205	87%	198	84%	186	79%	188	80%	
Regent Park PS*	487	3	536	110%	523	107%	561	115%	579	119%	
Severn Shores PS	317	3	363	115%	385	121%	439	139%	432	136%	
Uptergrove PS	245	2	285	116%	283	116%	261	106%	258	105%	
Warminster ES	173	3	240	139%	248	143%	272	157%	268	155%	
Total	4077	20	4263	105%	4251	104%	4200	103%	4184	103%	
Pupils Over/Under Capacity			186		174		123		107		

* Program Change 2017

Enrolment and Utilization

Within the central elementary review area, schools overall, meet or exceed capacity. The majority of these schools are on rural servicing and need septic capacity solutions in order to maintain current student enrolment. Huronia Centennial ES will become a JK to Grade 6 school in the 2019/2020 school year. A new elementary school was approved by the Ministry of Education in the community of Oro-Medonte which will help address enrolment pressures. Enrolment and utilization will be updated upon approval of the accommodation strategy for the area. Shanty Bay PS has facility condition pressures and low enrolment. Additional facility information will be collected to determine long-term strategies for this school facility.

Enrolment Projections to 2028										
Elementary School	2017		2018		2023		2028			
	OTG 17	Portables 17	Students	Utilization	Students	Utilization	Students	Utilization	Students	Utilization
East Oro PS	268	0	251	94%	251	94%	264	98%	275	103%
Forest Hill PS	409	9	651	159%	645	158%	642	157%	658	161%
Guthrie PS	406	3	457	113%	463	114%	478	118%	469	115%
Hillsdale ES	176	2	213	121%	209	119%	197	112%	204	116%
Huronia Centennial ES*	412	6	534	130%	537	130%	391	95%	398	97%
Minesing Central PS	363	5	488	134%	491	135%	437	120%	433	119%
Moonstone ES	95	0	92	97%	90	95%	88	93%	88	93%
Shanty Bay PS	127	2	139	109%	133	105%	126	99%	127	100%
WR Best Memorial PS	222	7	374	168%	386	174%	380	171%	391	176%
Total	2478	34	3199	129%	3204	129%	3003	121%	3044	123%
Pupils Over/Under Capacity			721		726		525		566	

* Enrolment amended for the 7 & 8 students attending Elmvalle DHS

Within the northeast Barrie elementary review area, the schools are mostly below capacity. As indicated in Section 1 - Future Planning Reviews, further monitoring and study is required to identify potential accommodation strategies. This area of Barrie will be used to hold students from the Midhurst Secondary Plan.

Enrolment Projections to 2028										
Elementary School	2017		2018		2023		2028			
	OTG 17	Portables 17	Students	Utilization	Students	Utilization	Students	Utilization	Students	Utilization
Codrington PS	291	1	268	92%	266	91%	241	83%	234	80%
Cundles Heights PS	510	0	334	65%	336	66%	330	65%	322	63%
Johnson Street PS	314	0	224	71%	220	70%	220	70%	212	68%
Maple Grove PS	412	3	475	115%	480	116%	494	120%	493	120%
Oakley Park PS	416	0	319	77%	359	86%	473	114%	484	116%
Steele Street PS	441	0	350	79%	345	78%	332	75%	335	76%
Terry Fox ES	559	1	537	96%	534	96%	469	84%	460	82%
Total	2943	5	2507	85%	2539	86%	2559	87%	2541	86%
Pupils Over/Under Capacity			-436		-404		-384		-402	

Enrolment and Utilization

Within the northwest Barrie elementary review area, the schools are well balanced. A program review was completed to address utilization pressures at Hillcrest PS and Portage View PS which were implemented in the 2017/2018 school year. This area of Barrie will be used to hold students from the western portion of the Midhurst Secondary Plan.

Enrolment Projections to 2028										
Elementary School	OTG 17	Portables 17	2017		2018		2023		2028	
			Students	Utilization	Students	Utilization	Students	Utilization	Students	Utilization
Andrew Hunter ES	381	2	384	101%	392	103%	405	106%	403	106%
Emma King ES	409	0	357	87%	369	90%	388	95%	416	102%
Hillcrest PS	504	3	503	100%	531	105%	539	107%	522	104%
Portage View PS	522	4	606	116%	603	116%	595	114%	604	116%
West Bayfield ES	582	0	534	92%	555	95%	585	100%	570	98%
Total	2398	9	2384		2451		2512		2516	
Pupils Over/Under Capacity			-14		53		114		118	

Within the southwest Barrie elementary review area, the schools meet or exceed capacity. Assikinack PS, Trillium Woods ES, Holly Meadows ES and W.C. Little ES are proposed to hold the new growth anticipated in the southwest Barrie annex lands (Salem) until such time as a capital priority for a new school is approved to accommodate the growth. By 2031, it is anticipated an additional 1,200 elementary students will be generated due to growth in the Salem Secondary Plan.

Enrolment Projections to 2028										
Elementary School	OTG 17	Portables 17	2017		2018		2023		2028	
			Students	Utilization	Students	Utilization	Students	Utilization	Students	Utilization
Ardagh Bluffs PS	576	2	641	111%	636	110%	602	104%	564	98%
Ferndale Woods ES	557	6	638	115%	611	110%	609	109%	621	111%
Holly Meadows ES	646	1	655	101%	645	100%	859	133%	945	146%
Trillium Woods ES	542	0	499	92%	509	94%	524	97%	504	93%
W.C. Little ES	576	1	598	104%	583	101%	638	111%	672	117%
Total	2897	10	3031		2984		3232		3306	
Pupils Over/Under Capacity			134		87		335		409	

Enrolment and Utilization

Within the southeast Barrie elementary review area, the schools meet or exceed capacity. Algonquin Ridge ES, Allandale Heights PS, Hewitt's Creek PS, Hyde Park PS, Willow Landing ES and Mapleview Heights ES, are proposed to hold for the new growth anticipated in the south Barrie annex lands (Hewitt's) until such time as a capital priority for a new school(s) is approved. By 2031, it is anticipated an additional 3,000 elementary students will be generated due to growth in the Hewitt's Secondary Plan. Two new capital projects in Barrie are currently under consideration.

Enrolment Projections to 2028										
Elementary School	2017				2018		2023		2028	
	OTG 17	Portables 17	Students	Utilization	Students	Utilization	Students	Utilization	Students	Utilization
Algonquin Ridge ES	527	2	540	102%	541	103%	637	121%	723	137%
Allandale Heights PS	352	0	336	95%	342	97%	809	230%	1080	307%
Assikinack PS	337	0	308	91%	298	88%	459	136%	495	147%
Hewitt's Creek PS	573	6	699	122%	698	122%	704	123%	709	124%
Hyde Park PS	533	3	597	112%	591	111%	817	153%	935	175%
Mapleview Heights ES	611	1	621	102%	611	100%	867	142%	1037	170%
Warnica PS	337	0	339	101%	326	97%	274	81%	274	81%
Willow Landing ES	596	0	606	102%	626	105%	854	143%	1021	171%
Total	3866	12	4046	105%	4033	104%	5421	140%	6274	162%
Pupils Over/Under Capacity			180		167		1555		2408	

Within the southeast central elementary review area, overall the schools meet or exceed capacity. Lake Simcoe PS, opened in September 2016 and helped to alleviate pressures at Alcona Glen ES and Goodfellow PS. Boyne River PS in Alliston opened in September 2017, which has helped to alleviate pressures at Cookstown Central PS. The board is actively looking to secure another school site within the community of Alcona. A new capital project in Alcona is currently under consideration.

Enrolment Projections to 2028										
Elementary School	2017				2018		2023		2028	
	OTG 17	Portables 17	Students	Utilization	Students	Utilization	Students	Utilization	Students	Utilization
Alcona Glen ES	622	3	676	109%	684	110%	709	114%	711	114%
Cookstown Central PS	559	3	612	109%	596	107%	592	106%	595	106%
Goodfellow PS	504	4	593	118%	586	116%	581	115%	591	117%
Innisfil Central PS	196	0	157	80%	157	80%	143	73%	152	77%
Lake Simcoe PS	412	2	433	105%	473	115%	572	139%	598	145%
Killarney Beach PS	340	0	297	87%	298	88%	339	100%	357	105%
Sunnybrae PS	432	0	398	92%	385	89%	362	84%	361	84%
Total	3065	12	3166	103%	3179	104%	3298	108%	3365	110%
Pupils Over/Under Capacity			101		114		233		300	

Enrolment and Utilization

Within the southeast elementary review area, most schools exceed capacity. The board is actively looking to secure school sites within the community of Bradford. A school site has been identified within the Bond Head secondary plan area. Sir William Osler PS will be required to be included in the larger accommodation strategy for new growth within Bradford. A new elementary school was approved by the Ministry of Education in the community of Bradford. When the new school is opened, enrolment and utilization charts will be updated to reflect the new attendance boundaries. A new capital project in Bradford is currently under consideration.

Enrolment Projections to 2028										
Elementary School	2017		2018		2023		2028			
	OTG 17	Portables 17	Students	Utilization	Students	Utilization	Students	Utilization	Students	Utilization
Chris Hadfield PS	507	9	699	138%	750	148%	998	197%	1044	206%
Fieldcrest ES	516	14	816	158%	862	167%	1017	197%	1081	210%
Fred C. Cook PS	412	4	446	108%	466	113%	520	126%	523	127%
Hon Earl Rowe PS	219	0	183	84%	187	86%	198	90%	188	86%
Sir William Osler PS	173	0	138	80%	132	76%	110	64%	114	66%
WH Day ES	559	5	682	122%	733	131%	910	163%	1002	179%
Total	2386	32	2964		3130		3752		3952	
Pupils Over/Under Capacity			578		744		1366		1566	

Enrolment and Utilization

Secondary:

Over the past four (4) years, the board has secured approvals of projects to address the needs of the secondary panel. These projects are enabling the board to “right-size” the facilities with the enrolment of the communities involved.

Growth within Bradford has placed pressures on the elementary panel that will be transferred to the secondary panel. A capital priority is being recommended to increase pupil places within this community.

Nottawasaga Pines SS is currently under utilized. Students generated from the Salem Secondary Plan development in Barrie will be held at Nottawasaga Pines SS until such time as a new secondary school is built in Southwest Barrie.

Banting Memorial HS has seen declining enrolment along with several of its elementary feeder schools over the past four (4) years. The facility condition of the building has now reached a critical level. Staff are recommending the replacement of the school.

Barrie South ss is nearing the final phases of planning approvals with construction anticipated to commence in spring 2018, with a proposed opening date during the 2020/2021 school year. The opening of the new school will alleviate the accommodation pressures at Innisdale SS. The Hewitt’s Secondary Plan is expected to generate an additional 1,200 secondary students. The Salem Secondary Plan is expected to generate an additional 500 secondary students. A public secondary site has been designated in the Salem Secondary Plan.

Enrolment and Utilization

Enrolment Projections to 2028

Secondary School	2017		2018		2023		2028			
	OTG 17	Portables 17	Students	Utilization	Students	Utilization	Students	Utilization	Students	Utilization
Banting Memorial HS	1491	1	1333	89%	1352	91%	1460	98%	1656	111%
Barrie North CI	1299	0	1109	85%	1079	83%	1138	88%	1137	88%
Bear Creek SS	1407	6	1484	105%	1534	109%	1470	104%	1608	114%
Bradford District HS	1113	0	1085	97%	1104	99%	1410	127%	1861	167%
Collingwood CI	1281	1	1377	107%	1423	111%	1456	114%	1428	111%
Eastview SS	1248	6	1348	108%	1347	108%	1432	115%	1363	109%
Elmvale DHS***, ****	357	7	388	109%	388	109%	564	105%	542	101%
Georgian Bay DSS****	1401	0	784	56%	794	81%	809	82%	775	79%
Innisdale SS	1122	21	1667	149%	1607	143%	2227	199%	2859	255%
Nantyr Shores SS	1152	3	1125	98%	1153	100%	1244	108%	1308	114%
Nottawasaga Pines SS	906	0	712	79%	703	78%	716	79%	777	86%
Orillia SS	1110	0	1057	95%	1069	96%	1112	100%	1102	99%
Stayner CI**	387	1	286	74%	397	103%	418	108%	373	96%
Twin Lakes SS	966	0	786	81%	794	82%	782	81%	779	81%
Total	15240	46	14541		14744		16236		17568	
Pupils Over/Under Capacity			-990		-79		228		1560	

Data does not reflect new Barrie secondary school

** Capacity and pupils amended in 2018 for Byng PS and Clearview Meadows ES 7&8 students

*** Capacity and pupils amended in 2019 for Elmvale addition

**** Capacity is amended in 2018 closing of Midland SS

***** Capacity and pupils amended in 2019 for Huronia Centennial PS 7&8 students

Enrolment and Utilization

Learning Centres:

The goal of the Learning Centres in the SCDSB is to provide customized and flexible learning environments for learners of all ages and abilities with a full range of opportunities to discover new knowledge, develop new skills, and to achieve personal learning goals. This investment in lifelong learning expands horizons, increases employability, and improves career options. The Learning Centres provide varied programming, including:

- secondary school credits for adults;
- high school diploma and preparation for post-secondary education for high school students;
- summer math program and international language programs for elementary students;
- parenting programs;
- international programs for newcomers; and,
- a personal support worker program.

There are campuses located throughout Simcoe County: Alliston, Bradford, Barrie, Collingwood, North Simcoe, and Orillia, with an overall enrollment of approximately 265 students, not including adult learners. Staff are currently studying the viability of a Learning Centre in Wasaga Beach.

2017 Learning Centre Enrolment

	Pupils
Alliston Learning Centre	38
Barrie Learning Centre	114
Bradford Learning Centre	24
Collingwood Learning Centre	28
North Simcoe Learning Centre	15
Orillia Learning Centre	46
Total	265

Alternative Secondary Schools:

SCDSB offers alternative secondary school programs designated for students who have difficulty coping with large school settings, and who may benefit from small class sizes, one on one assistance, flexibility, and close relationships with the teachers. Students will receive help transitioning into:

- high school or adult learning centres for completion of their secondary school diploma;
- the workplace;
- apprenticeships; and,
- college.

There are campuses located throughout Simcoe County: Alliston, Barrie, Bradford, Collingwood, Essa, Innisfil, Midland, and Orillia, with an overall enrolment of 219 students.

2017 Alternative Education Enrolment under 21 Years of Age

	Grade 10	Grade 11	Grade 12	Total
Alliston Campus		9	16	16
Bradford Campus		6	9	9
Collingwood Campus		7	21	21
Essa Campus	1	7	8	8
Innisfil Campus		4	18	18
Midland Campus		6	29	29
North Barrie Campus	4	12	44	44
Orillia Campus		13	29	29
South Barrie Campus	1	21	45	45
Total	6	85	219	219



Section 3

Programming

Programming ensures that students at all academic levels can achieve their maximum potential. SCDSB has an enriched variety of programming opportunities. Within the elementary panel, the board has implemented a French Immersion program, outdoor inquiry and leadership education, early learning initiatives, environmental strategies, and enhanced special education. Within the secondary panel a concentrated effort has been placed on upgrading and enhancing programming to align with technological advancement and market trends. These programming and partnership initiatives align with the Board's Strategic Priorities.



Early Learning Initiatives

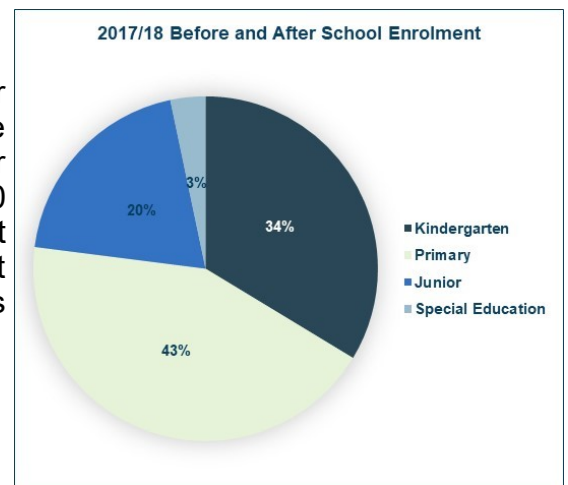
Partnership Opportunities:

Child Care Centres:

There are twenty-one (21) child care centres located within SCDSB elementary schools and one (1) within the secondary panel. These centres serve children primarily from the ages of two (2) years until they enter Full Day Kindergarten. The ministry announced funding for new child care centres at: Chris Hadfield PS, Lake Simcoe PS, Pine River ES, Tecumseth Beeton ES, and New Bradford North ps which will serve infants, toddlers, and preschool children. Positive relationships with child care centres and the school help support seamless transition into the school system.

Before and After School Care:

All elementary schools currently offer before and after school care. Partnerships with child care operators have grown over the past seven (7) years, with the first year serving 260 children, to now serving more than 3,800 students within our system. The adjacent chart represents the distribution of students receiving care at our before and after school programs. Growth is occurring in the primary and junior grades.



EarlyON Centres:



The SCDSB has successfully partnered with the early years' agencies to provide service for families and children from 0 to 6 years of age. Programming, drop in centres, support groups, young parenting programs, screening, and medical services are among the programming initiatives occurring within these centres. Sunnybrae Public School is currently operating these programs. The Ministry announced funding for two new EarlyON Centres at the new Oro-Medonte ps and new Wasaga Beach ps.

As the Ministry of Education provides further guidelines for these hub initiatives, the SCDSB will be in a position to further support this much needed initiative.



Technological Education Renewal

The following chart represents program spaces throughout the secondary schools. Through technology renewal and the planned construction of three (3) new secondary schools and two (2) major additions, 72% of the specialty rooms in the system will be designed and equipped to better support the curriculum expectations, ensuring students are being taught in modern, up-to-date facilities.

	Hairstyling & Aesthetics	Hospitality & Tourism	Transportation	Construction	Healthcare	Green Industries	Communications	Manufacturing	Technology Design	Computer Technology	Family Studies	Art	Drama	Misc	Dance
Banting Memorial HS	REQUIRES UPDATE	☑	☑	REQUIRES UPDATE	NOT OFFERED	☑	☑	NOT OFFERED	☑	☑	☑	REQUIRES UPDATE	REQUIRES UPDATE	REQUIRES UPDATE	NOT OFFERED
Barrie North CI	☑	NOT OFFERED	☑	REQUIRES UPDATE	NOT OFFERED	NOT OFFERED	☑	☑	☑	NOT OFFERED	☑	☑	REQUIRES UPDATE	REQUIRES UPDATE	NOT OFFERED
Bear Creek SS	☑	☑	☑	☑	NOT OFFERED	NOT OFFERED	☑	NOT OFFERED	☑	☑	☑	☑	☑	☑	☑
Bradford DHS	NOT OFFERED	☑	☑	☑	NOT OFFERED	NOT OFFERED	REQUIRES UPDATE	NOT OFFERED	☑	☑	☑	☑	REQUIRES UPDATE	REQUIRES UPDATE	☑
Collingwood CI	☑	☑	☑	REQUIRES UPDATE	NOT OFFERED	NOT OFFERED	☑	☑	☑	REQUIRES UPDATE	☑	REQUIRES UPDATE	☑	☑	NOT OFFERED
Eastview SS	NOT OFFERED	NOT OFFERED	REQUIRES UPDATE	☑	☑	NOT OFFERED	☑	NOT OFFERED	☑	☑	☑	REQUIRES UPDATE	REQUIRES UPDATE	REQUIRES UPDATE	☑
Elmvale DHS	NOT OFFERED	NOT OFFERED	NOT OFFERED	☑	NOT OFFERED	NOT OFFERED	REQUIRES UPDATE	NOT OFFERED	REQUIRES UPDATE	NOT OFFERED	REQUIRES UPDATE	REQUIRES UPDATE	NOT OFFERED	☑	NOT OFFERED
Innisdale SS	NOT OFFERED	☑	☑	☑	NOT OFFERED	NOT OFFERED	☑	REQUIRES UPDATE	REQUIRES UPDATE	REQUIRES UPDATE	REQUIRES UPDATE	☑	☑	REQUIRES UPDATE	☑
Nantyr Shores SS	☑	☑	REQUIRES UPDATE	REQUIRES UPDATE	NOT OFFERED	NOT OFFERED	☑	NOT OFFERED	☑	☑	☑	☑	☑	☑	☑
Georgian Bay DHS	☑	☑	☑	☑	☑	NOT OFFERED	☑	NOT OFFERED	☑	NOT OFFERED	☑	☑	☑	☑	NOT OFFERED
Nottawasaga Pines SS	☑	☑	☑	☑	NOT OFFERED	NOT OFFERED	REQUIRES UPDATE	☑	☑	NOT OFFERED	☑	☑	☑	☑	☑
Orillia SS	NOT OFFERED	NOT OFFERED	☑	☑	☑	NOT OFFERED	☑	☑	☑	☑	☑	☑	☑	☑	☑
Stayner CI	NOT OFFERED	NOT OFFERED	NOT OFFERED	☑	NOT OFFERED	☑	NOT OFFERED	NOT OFFERED	☑	NOT OFFERED	☑	REQUIRES UPDATE	REQUIRES UPDATE	REQUIRES UPDATE	NOT OFFERED
Twin Lakes SS	☑	REQUIRES UPDATE	REQUIRES UPDATE	REQUIRES UPDATE	NOT OFFERED	NOT OFFERED	REQUIRES UPDATE	NOT OFFERED	☑	NOT OFFERED	☑	☑	REQUIRES UPDATE	REQUIRES UPDATE	NOT OFFERED
South Barrie ss	NOT OFFERED	NOT OFFERED	☑	☑	☑	NOT OFFERED	☑	☑	☑	☑	☑	☑	☑	☑	NOT OFFERED

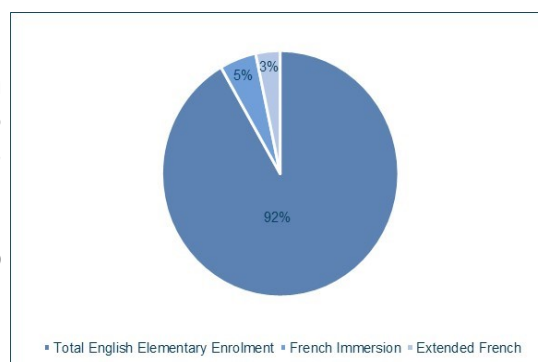
☑ Up to Date

French Immersion/Extended French

To meet the needs and preferences of students and families in Simcoe County, French Immersion was introduced in 2013. Uptake in the program has been significant, putting pressure on school utilization and English track programming. Over the past three (3) years, programming locations, dividing primary and junior/intermediate cohorts, establishing a single track program, and reallocating feeder schools, have been strategies used to help balance the demand of accommodating the program.

French Immersion and Extended French are now located within nine (9) geographic areas providing French programming opportunities throughout the county. Two intakes have occurred in the past, Grade 1 and Grade 5. The 2016/2017 school year was the last year for Grade 5 Extended French intake. The Extended French program will be phased out as French Immersion continues to be phased in.

Within the elementary panel, French Immersion programming is being offered to approximately 1,993 pupils, about 5% of the overall population. Attrition rates between grade cohorts have been minimal ensuring strong programming throughout each elementary grade. The Extended French program is being offered to approximately 1,326 pupils, about 3% of the overall population.



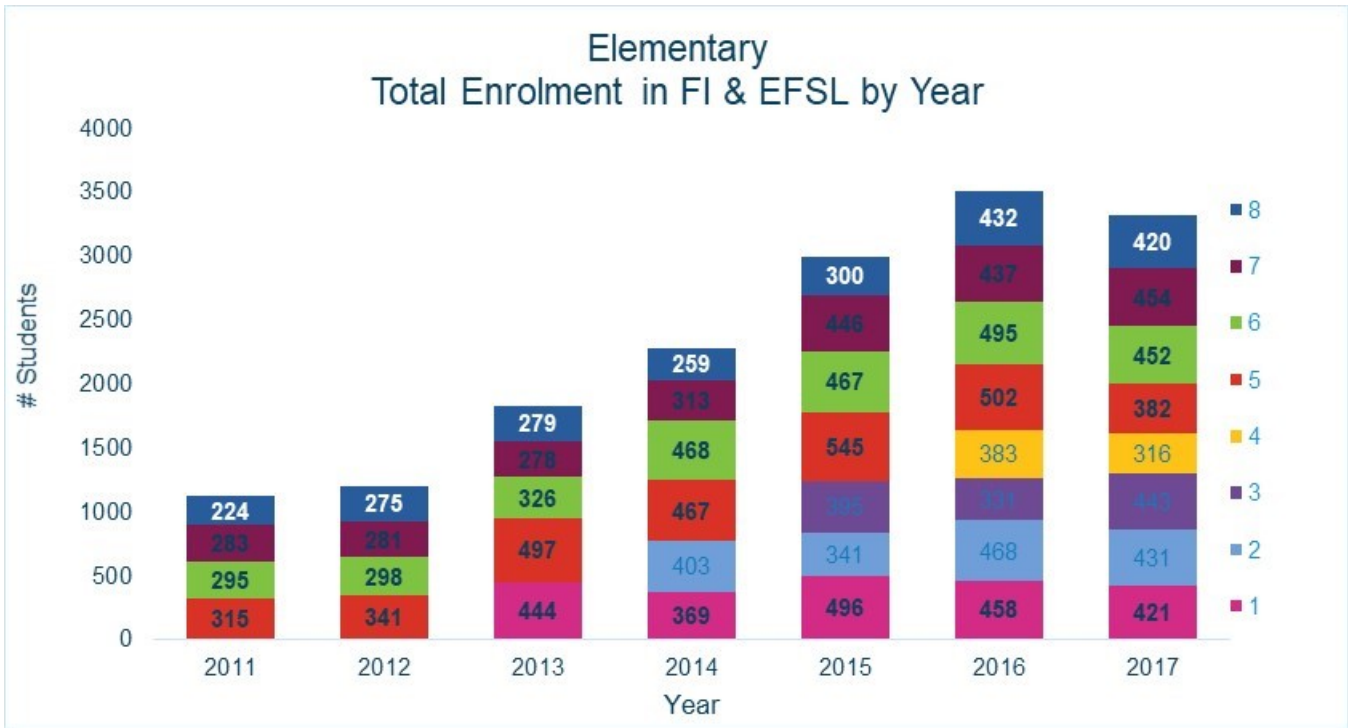
These tables represent the schools that will offer a French program in 2018/2019.

Elementary French Programming				
Community	School		School	
Barrie	Ferndale Woods ES	Junior/Intermediate	Ardagh Bluffs PS	Primary
Barrie	Oakley Park PS	Dual Track		
Barrie	Portage View PS	Junior/Intermediate	Hillcrest PS	Primary
Barrie	Warnica PS	Single Track		
Bradford West Gwillimbury	W.H. Day ES	Dual Track		
Collingwood	Admiral Collingwood ES	Junior/Intermediate	Cameron Street PS	Primary
Innisfil	Goodfellow PS	Dual Track		
Orillia	Regent Park PS	Junior/Intermediate	Harriett Todd PS	Primary
Midland	Mundy's Bay PS	Junior/Intermediate	Huron Park PS	Primary
New Tecumseth	Alliston Union PS	Junior/Intermediate	Ernest Cumberland ES	Primary
Springwater	Forest Hill ES	Dual Track		
Wasaga Beach	Worsley	Dual Track		

Secondary French Programming	
Banting Memorial HS	Eastview SS
Bear Creek SS	Georgian Bay DSS
Bradford DHS	Innisdale SS
Collingwood CI	Nantyr Shores SS
Twin Lakes SS	

French Immersion/Extended French

The following charts represent enrolment within the French programs over the past five years.



Indigenous Programming

Within the geographical boundaries of Simcoe County, there are two First Nation Communities, Beausoleil First Nation and Rama First Nation. Students from these communities often attend SCDSB schools. These students comprise some of the over 1,700 students in both elementary and secondary schools, who have voluntarily self-identified as being First Nation, Métis or Inuit.

The board supports the achievement and well-being of Indigenous students, while building cultural capacity and knowledge amongst all SCDSB students and staff. Our work is guided by the Ontario First Nation, Métis, and Inuit Education Policy Framework Implementation Plan. The plan cites four key strategies and actions:

1. utilize data to support student achievement;
2. supporting students;
3. support educators; and,
4. engagement and awareness.

In support of these strategies, the following education resources are in place:

- Principal of Indigenous Education
- Itinerant resource teachers
- Secondary staff allocation
- Special education resource teacher
- Alternative education program
- Ojibwe language instruction
- Indigenous student advisors
- Social worker support

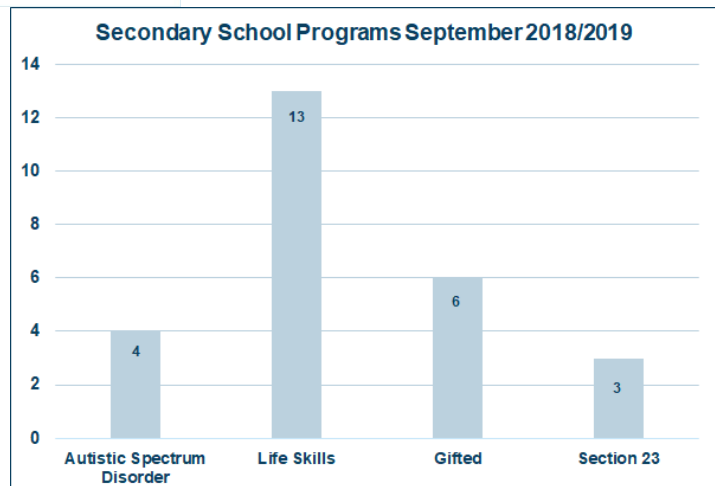
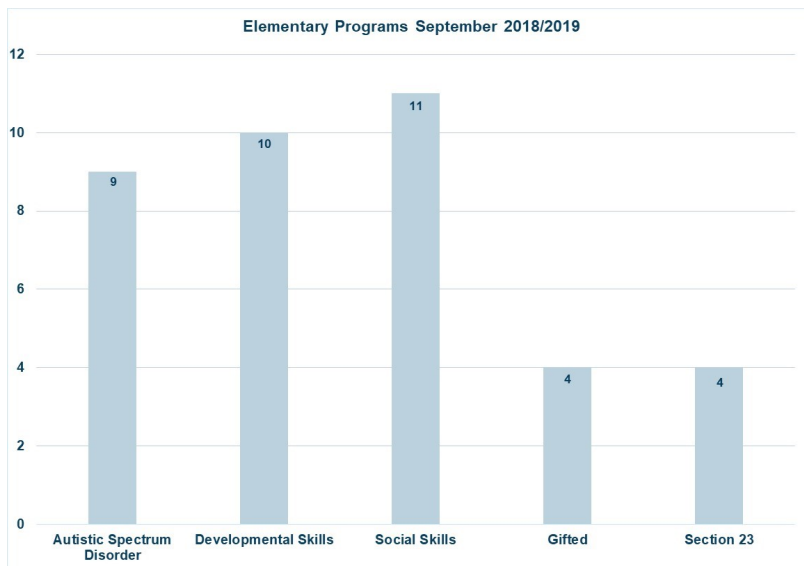


Additional initiatives include: student leadership gatherings, student drum and dance groups; dedicated resource teachers in selected schools; Truth and Reconciliation Action Collaborative Inquiry; lunch and learns; administrative staff training; community gatherings; board wide implementation of a Land Acknowledgement, along with support lessons and videos; and the development of an Indigenous Heroes resource. These initiatives and community engagement are an important aspect of the on-going efforts to support student achievement and well-being.



Special Education

The Simcoe County District School Board's Special Education Plan focuses on inclusionary education practices to ensure that student needs are recognized and met through curriculum, teaching strategies, differentiated instruction, and learning environments that maximize opportunities and outcomes for all students. Student needs are addressed through programs designed to focus on individualized learning goals. To accomplish this, a range of supports and services are offered in students' home schools. For a small number of students with special education needs (SENs), consistent with parental choice, the school and area teams may determine a special education class placement provides opportunities for more intensive support and individualized instruction. This placement may include the learning centre in the student's home school or in a more specialized class located throughout the board. Elementary special education classes are specifically designed to support different instructional needs; Autistic Spectrum Disorder (ASD), Developmental Skills (DS), Gifted Program, Social Skills (SS), and Section 23. Within the secondary panel, congregated classes and/or programs have been developed to support differentiated instruction; Autistic Spectrum Disorder (ASD), Gifted Program, Life Skills (LS), Bayview Transition Centre, as well as, the Integrated Transition Support Program.



Special Education

The SCDSB provides supports and services to approximately 9,500 students, 87% in a regular class placement, through an individual education plan (IEP), to ensure students' educational and well-being needs are being met.

Special education programs and placement needs are regularly evaluated to align students' needs with program delivery. When relocating and/or consolidating programs, the following factors are taken into consideration:

- the number of students currently in the respective programs;
- the projected incoming number of students currently enrolled in elementary schools feeding into the programs;
- facility availability and program requirements;
- staff qualifications;
- the home school location(s) of the students currently in the programs;
- distance travelled for students currently registered in the programs;
- the length of time the programs have been at their current locations;
- ensuring the receiving school has the staffing to accommodate the new program; and,
- ensuring the receiving school has the facility requirements to accommodate the new program (i.e. appropriate available specialized classroom space to accommodate programming and student needs).



Environmental Education

Environmental Education

The following policy initiatives are undertaken to support environmental education, teach environmental literacy and enhance the development of more environmentally responsible practices.

Ontario EcoSchools

The program was created to assist schools in implementing and complying with Acting Today, Shaping Tomorrow, a Ministry of Education policy framework for environmental education in Ontario schools. To achieve Ontario EcoSchools status, schools must carry out six (6) environmental initiatives:

- Teamwork and Leadership;
- Energy Conservation;
- Waste Minimization;
- School Ground Greening;
- Curriculum; and,
- Environmental Stewardship.



SCDSB has 57 schools applying to be certified as an EcoSchool through an annual certification process which assesses and recognizes their accomplishments. Selected elementary Ontario Ecoschools will participate in a pilot leadership retreat in March 2018 at the Tiffin Conservation Area.

Green Teams

Green Teams are important to the success of environmental programs and campaigns in SCDSB schools. They also play an important role in carrying out daily operations at schools, specifically recycling and organics collection from classrooms to centralized depot areas. All SCDSB sites are required to have a green team under the SCDSB Environmental Policy 2325. Elementary schools will be invited to display the accomplishments of their green teams at the annual Green Team celebration.

Environmental Investment Plan

The SCDSB offers schools an opportunity to receive funding for environmental initiatives through the Environmental Investment Plan (EIP). Schools can receive up to \$2,000 to pursue environmental programming (workshops, trips, etc.), small physical upgrades such as a water bottle filling station, school ground greening, or other “green” initiatives. The SCDSB funds \$30,000 worth of environmental projects through the EIP each year.

Active Transportation

Active transportation aims to reduce traffic congestion at the school and to increase the number of students who walk to and from school. It is important to understand barriers that inhibit students from walking to school and creating site-specific active transportation routes.



Section 4

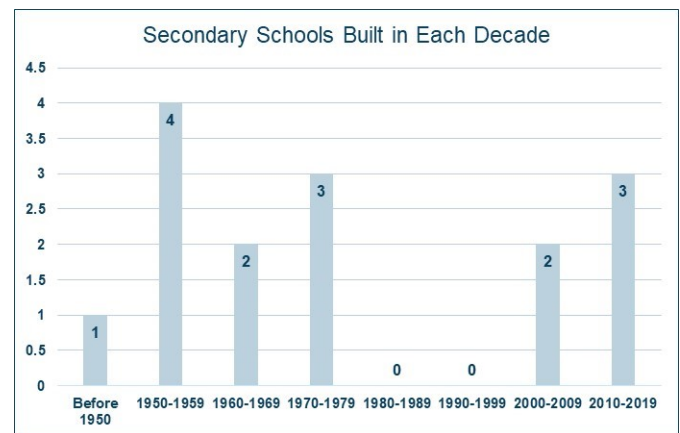
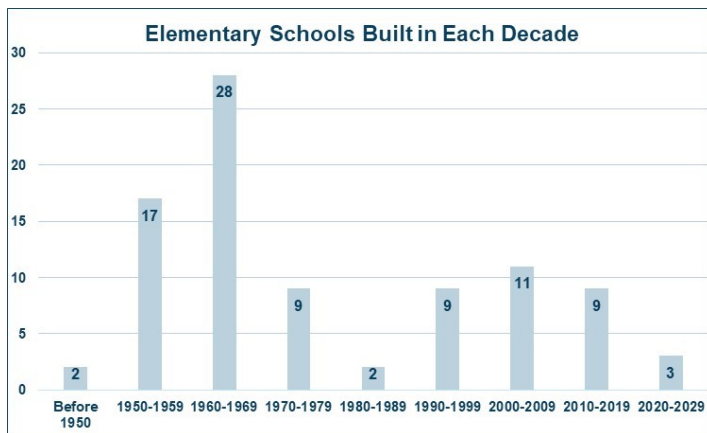
Facilities

With an inventory of over 6 million square feet, accommodating over 51,000 students, facilities must operate efficiently and consistently to ensure schools are open and available for student learning.

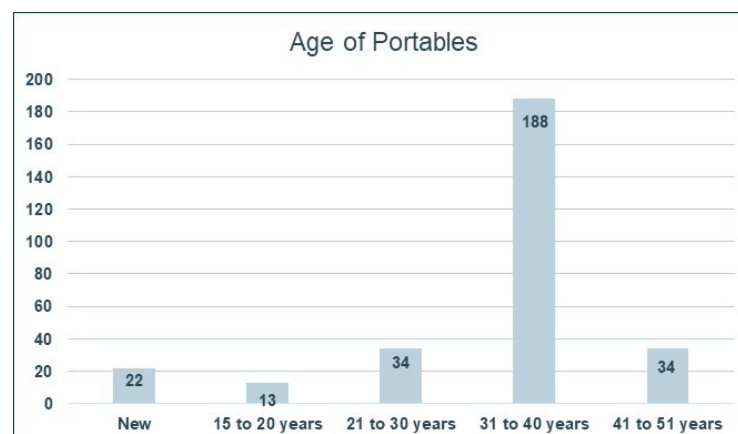
New SCDSB facilities feature the highest standards of the built environment achievable within the public system. Bright, comfortable and safe spaces provide optimum learning environments. To achieve this, emphasis is placed on building operation systems, spatial design, component upgrades and maintenance, renovations, additions, and new schools.

Building Information

Facility condition and program space have a direct correlation to the age of buildings. Throughout each decade of construction, buildings have a tendency to reflect different architectural eras and philosophies. Schools built in the 1960's were designed as small schools with large classrooms, bright windows, and minimal ancillary spaces such as gyms and libraries. In the 1970's, schools were designed to have open concept teaching, gathering areas, and an overall openness to them. Windows were minimized to mitigate learning distractions as well as to improve energy efficiency. Volume of construction also had an influence on the quality of buildings being constructed, with the 1950's and 1960's being fast growing construction years to keep up to the needs of baby boomers. As depicted in the charts below, the majority of SCDSB building stock was constructed in the 1950's and 1960's. Renewal and program retrofit needs are particularly high based upon the number of facilities now nearing 60 years of age.



The majority of SCDSB portables are between 30 to 40 years of age. Significant renewal needs are required to maintain this fleet. A portable renewal plan has been created with the expectation to surplus 20 portables in the next two (2) years, and begin a regimented maintenance plan for the remainder of the portables over the next five (5) years. This renewal plan is to ensure portables are safe learning spaces that meet the needs of educators and students.



Building Information

In addition to condition of buildings, septic and well systems servicing the rural schools face renewal concerns, as well as, limiting the enrolment permitted at each site. The board has begun metering flows to determine current levels of use. A conservation strategy has also been put in place to replace plumbing fixtures with low flush toilets and sensor taps to help reduce flows.

The schools below are those experiencing growth pressures and are at, or nearing, the operational capacity of the rural service systems. Staff are exploring servicing solutions at these locations.

Schools with enrolment limitations as a result of servicing				
Private Serviced Schools	Well Water	Septic System	Municipal Water	Municipal Sewer
Cookstown Central PS	X			X
Forest Hill PS		X	X	
Guthrie PS	X	X		
Marchmont PS	X	X		
Minesing Central PS		X	X	
Warminster ES		X	X	
WR Best Memorial PS	X	X		
Wyevale Central PS		X	X	

The following chart includes schools serviced by rural systems which require monitoring to ensure enrolment populations do not exceed available servicing.

Schools with rural servicing to be monitored				
Private Serviced Schools	Well Water	Septic System	Municipal Water	Municipal Sewer
Adjala Central PS	X	X		
Baxter Central PS		X	X	
East Oro PS	X	X		
Hillsdale ES		X	X	
Hon Earl Rowe PS	X	X		
Innisfil Central PS	X	X		
Killarney Beach PS	X			X
Moonstone ES		X	X	
New Lowell Central PS		X	X	
Nottawa ES		X	X	
Rama Central PS	X	X		
Shanty Bay PS		X	X	
Sir William Osler PS	X	X		
Sunnybrae PS		X	X	
Tecumseth South Central PS	X	X		
Tosorontio Central PS	X	X		
Uptergrove PS	X	X		

Staff will explore all opportunities to connect to current or future municipal servicing where possible.

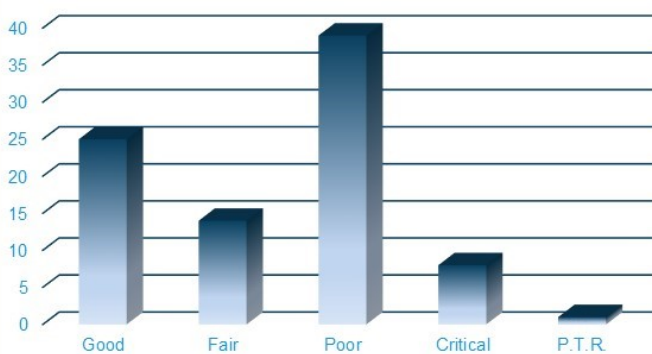
Renewal

The overall age of the SCDSB building inventory, is directly reflected in the large overall renewal needs of the system's facilities. In the past several years, the board has been allocated approximately \$47 million to replace building components. The allocation provided is only able to rectify less than 16% of the overall renewal needs. Over the long-term, the board's five (5) year renewal needs are \$300 million dollars. The following charts represent the elementary and secondary five (5) year renewal needs. Within standardized building condition reporting, there are five (5) ratings placed upon a building to determine the overall life expectancy. The ratings range from good to prohibitive to repair (PTR), with PTR depicting the cost of replacing qualifying components is greater than 65% of the overall building. The SCDSB specifically concentrates on buildings with critical to PTR ratings and strives to determine how to best address the aging components of the building.

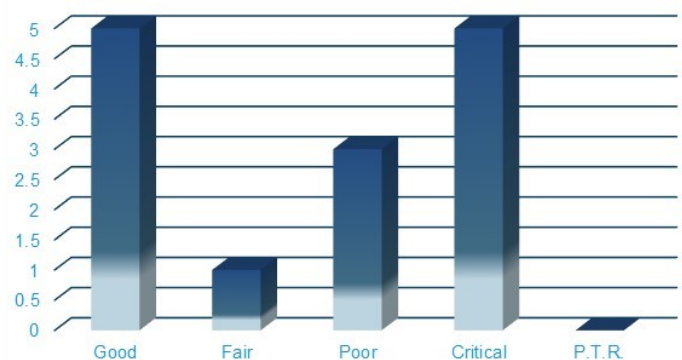
Currently, there is one (1) elementary school which has reached a prohibitive to repair rating, Shanty Bay PS. There are eight (8) elementary schools and four (4) secondary schools which have reached a critical to repair rating, including: Codrington PS, Couchiching Heights PS, Cundles Heights PS, Innisfil Central PS, Moonstone PS, Steele Street PS, Tecumseth South Central PS, Warnica PS, Banting Memorial HS, Collingwood CI, Stayner CI and Twin Lakes SS.

A significant number of SCDSB buildings fall within the poor rating, which ranges from 10% to 30% of the building components needing to be fixed or replaced. Every year, renewal dollars are strategically allocated to prevent system failure or safety concerns. As the board continues to align enrolment with school accommodation, facility condition becomes an increasingly important part of the overall accommodation strategy.

ELEMENTARY FIVE YEAR RENEWAL NEEDS



SECONDARY FIVE YEAR RENEWAL NEEDS

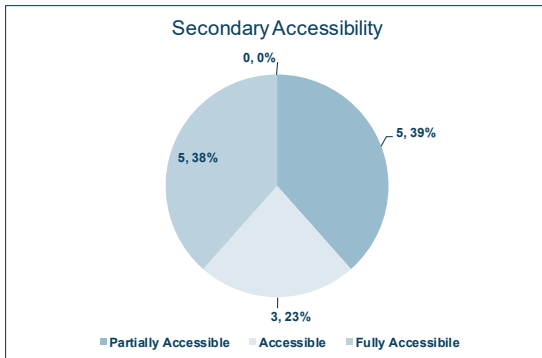
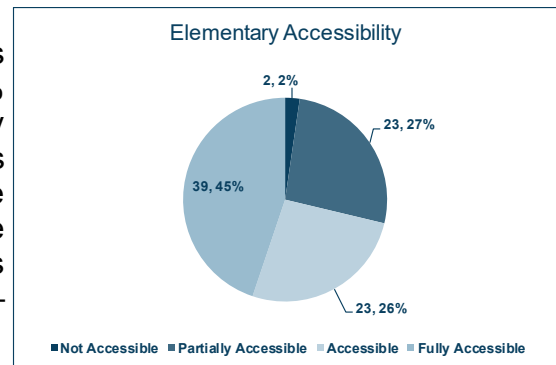


School Accessibility

The *Accessibility For Ontarians With Disabilities Act (AODA)* requires all public buildings within the Province of Ontario to be fully accessible by 2025.

The board has developed a simplified rating system in order to evaluate the accessibility of any given school. This evaluation assists board staff in determining at a high level what capital needs are required throughout the board to create a fully accessible environment. The rating system looks at five (5) main items: exterior site access, travel within the schools, barrier free group washrooms, single stall gender neutral washrooms, and the provision of a universal washroom.

Within the elementary panel, 45% of the schools achieve all five (5) requirements, while the other 27% need some capital improvements to meet accessibility standards. There are twenty-three (23), 26%, schools who need significant accessibility improvements, while two (2) schools, 2%, who meet few, if any of the accessibility components. School information is contained in Section 5—Elementary Planning Data—Accessibility.

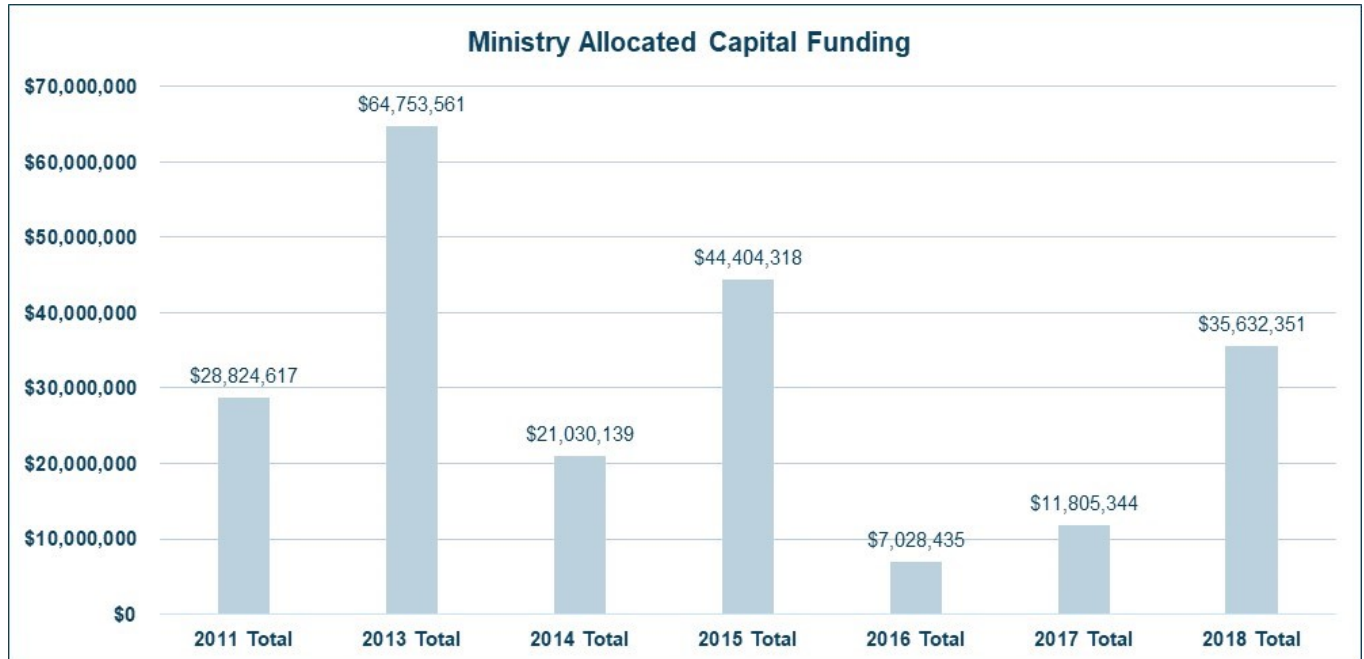


Within the secondary panel, 39% of the schools achieve all five (5) requirements while 23% need some capital improvements to meet accessibility standards. There are five (5), 39%, schools who need significant accessibility improvements. School information is contained in Section 6—Secondary Planning Data—Accessibility. This summary currently excludes leased premises.

Funding for removing barriers and creating a fully accessible built environment has been provided through the board's annual renewal funding allocation. All major capital projects address every aspect possible of the accessibility requirements, including anticipating future updates to the Ontario Building Code. It is estimated that the SCDSB will only achieve 75% compliance by 2025 with the current level of capital improvements the board is allotted. It is hoped that the ministry recognizes the capital needs associated with fulfilling this mandate. Compliance will be monitored and if staff are not able to make significant progress with the current funding model, a capital priority will be submitted to rectify the schools where compliance requires a substantial capital cost.

Capital

Since 2007, the SCDSB has developed a comprehensive capital plan which has focused on pressure points within the system, specifically facility condition, program delivery, and enrolment/utilization. The primary objective of the capital plan is to match enrolment with the location of educational facilities, and ensure that facilities are aligned with up-to-date teaching practices. Since 2011, the board has secured \$213 million in capital funding. The following chart represents the capital funding received since 2011.



Within Section 1 of the 2018/2019 Capital Plan, the board identifies approximately \$195 million in funding needed for capital improvement from the ministry, including capital for additions, new schools, consolidation, and replacement over the three-year planning horizon.

Environmental Sustainability

Environmental Policy 2325

The SCDSB Environmental Policy was revised in November 2017 to reflect the impacts of climate change. The policy outlines the board's responsibility to take a leadership role in environmental awareness and action. Under the policy, the board has a commitment to sound environmental principles, reflected in its daily activities, decision making, and future planning. Utilities, energy conservation, waste management, and environmental education are practices carried out by the SCDSB that assist in the implementation of this policy.

Green Energy Act and Energy Conservation and Demand Management Plan

The *Green Energy Act* (GEA) Regulation 397/11 requires all public bodies, to publicly report their energy use. The second phase of the regulation was implemented on July 31, 2014, requiring public bodies to develop a five (5) year, comprehensive Energy Conservation and Demand Management (ECDM) plan. On June 18, 2014 the Board approved the ECDM prepared by Enerlife Consulting Inc. The five (5) year plan includes energy conservation measures, implementation costs, energy savings, and dedicated staff support implementation of the plan. In 2019, the SCDSB will be required to report back to the Ministry of Energy on the accomplishments to date on the ECDM plan submitted, as well as, further plans for energy reduction over the next five (5) year cycle.

Greenhouse Gas Reduction Fund

In April 2017, the Ministry of Education announced funding to school boards to reduce Greenhouse Gases through energy conservation projects. The SCDSB received \$2.6 million of funding which is to be applied to existing buildings that are planned to remain open for at least five (5) years, and all projects must be completed by March 31, 2018. The SCDSB has applied this funding to the ECDM plan projects. In total, there are 22 schools being retrofitted to increase energy efficiency through upgrades to the Building Automation Systems (BAS), mechanical retrofits, and 14 schools are receiving lighting retrofits to LED. These measures will result in \$500,000 per year in energy savings and \$600,000 in incentives from the utility companies.

Waste Management

The SCDSB currently participates in regular waste (garbage, recycling, and organics) collection through various collection authorities. Consistent waste practices, including education and collection, are necessary for reduction and diversion. Provincial waste legislation (*Waste Diversion Act* and *Waste Free Act*) and contractual partnerships and agreements require that all SCDSB buildings participate in any and all available waste diversion programs.

Environmental Sustainability

Energy Intensity Targets

A standards document outlining the energy performance criteria for lighting, mechanical, and Building Automation System (BAS) was developed as part of the Energy Efficient Schools program. These standards have been adapted for retrofit projects and new construction projects. Currently, less than 20% of SCDSB schools operate at these standards. The energy intensity targets are based on the actual performance data from the top performing existing SCDSB schools. These targets were developed to be aligned with the targets set out in the American Society of Heating Refrigerating and Air-conditioning Engineers' (ASHRAE) Advanced Energy Design Guide for K-12 schools, which aims to achieve a 50% energy use reduction, compared with ASHRAE 90.1-2004.

Independent Electricity System Operator (IESO) Feed-In Tariff Program (FIT)

The FIT program was developed to encourage and promote greater use of renewable energy sources including on-shore wind, waterpower, renewable biomass, biogas, landfill gas, and solar photovoltaic. SCDSB has 28 contracts under the IESO FIT programs. The array at Nottawasaga Pines Secondary School is owned and operated by SCDSB. It was funded through Renewable Energy Funding from the Ministry of Education in 2009 and installed at the time of construction. Previous efforts to get a FIT contract were rejected. The 50kW array officially started generating in October 2016. Bear Creek Secondary School has a 10kW micro FIT system owned and operated by the school. The system feeds the provincial Smart Grid. The remaining 26 contracts are part of a rooftop leasing agreement with Potentia Solar Inc. where they lease the roof area of 26 schools to generate 3.2 megawatts energy back to the provincial grid. The systems are owned and operated by Potentia Solar Inc. who receives the generation profits. In turn, SCDSB receives a leasing fee for the area of roof space occupied by the solar arrays. The funds are reinvested into the ECDM planned projects.



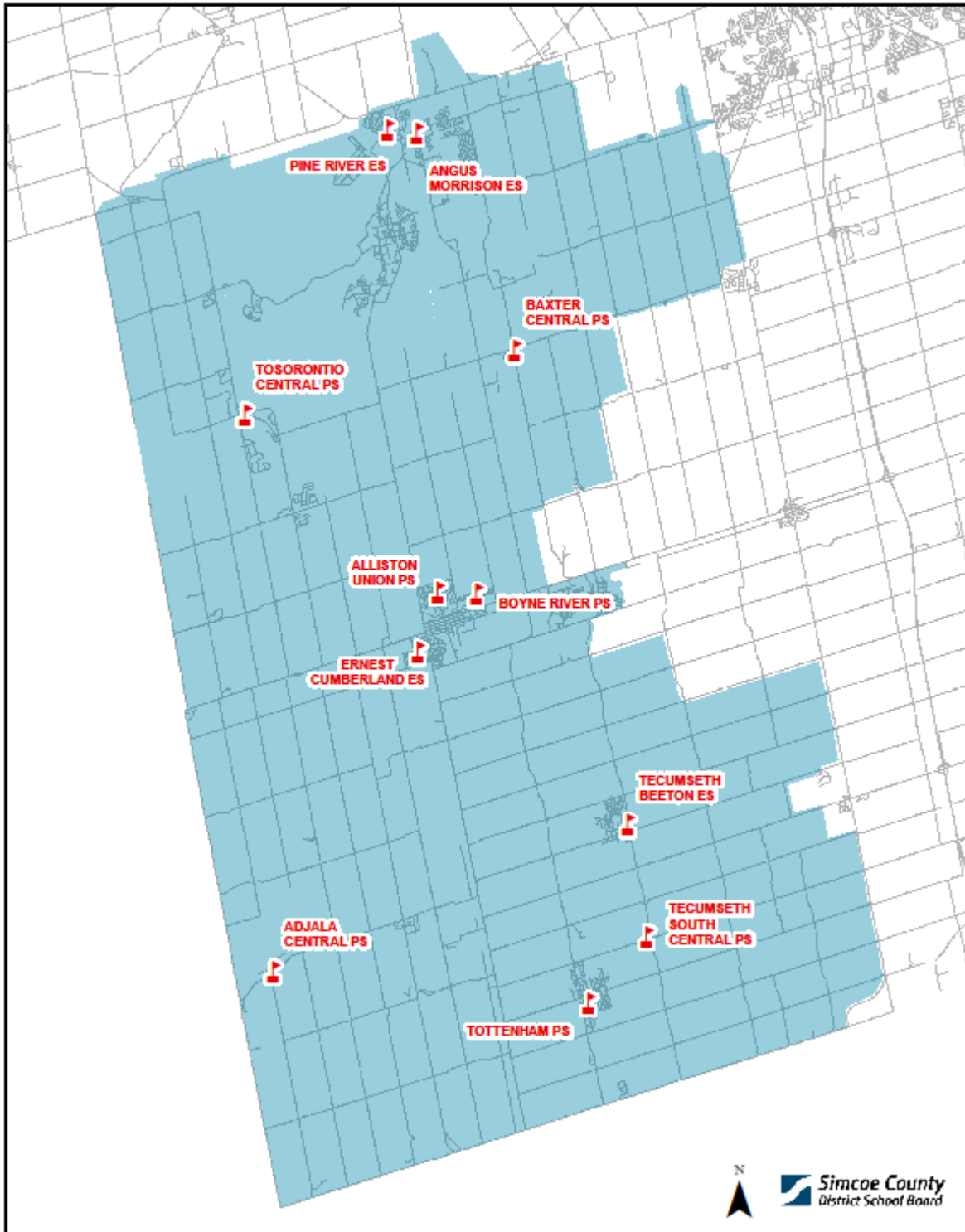
Section 5

Elementary Planning Data

Section 5 – Elementary Planning Data

Maps:

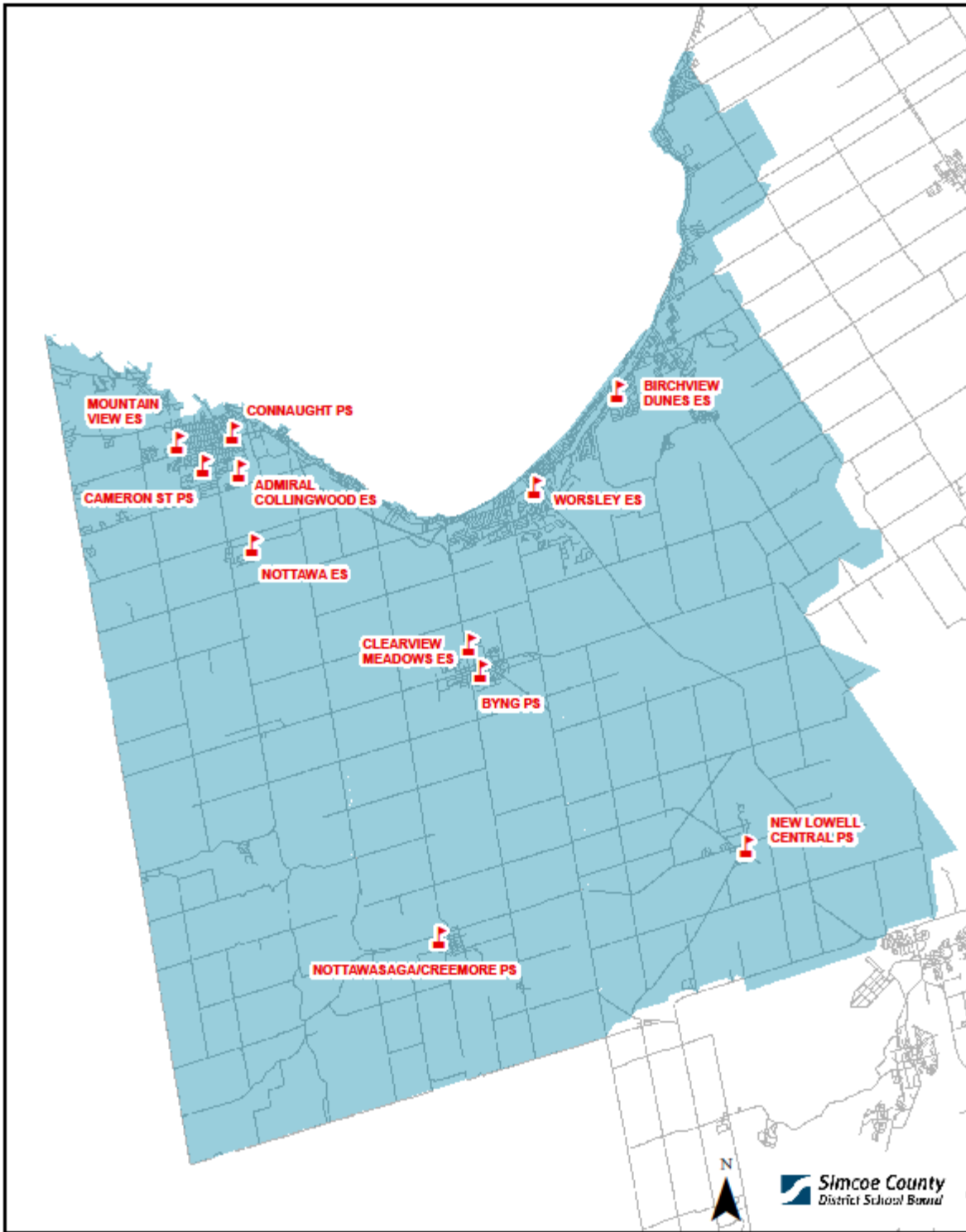
Southwest Elementary Planning Review Area



Section 5 – Elementary Planning Data

Maps:

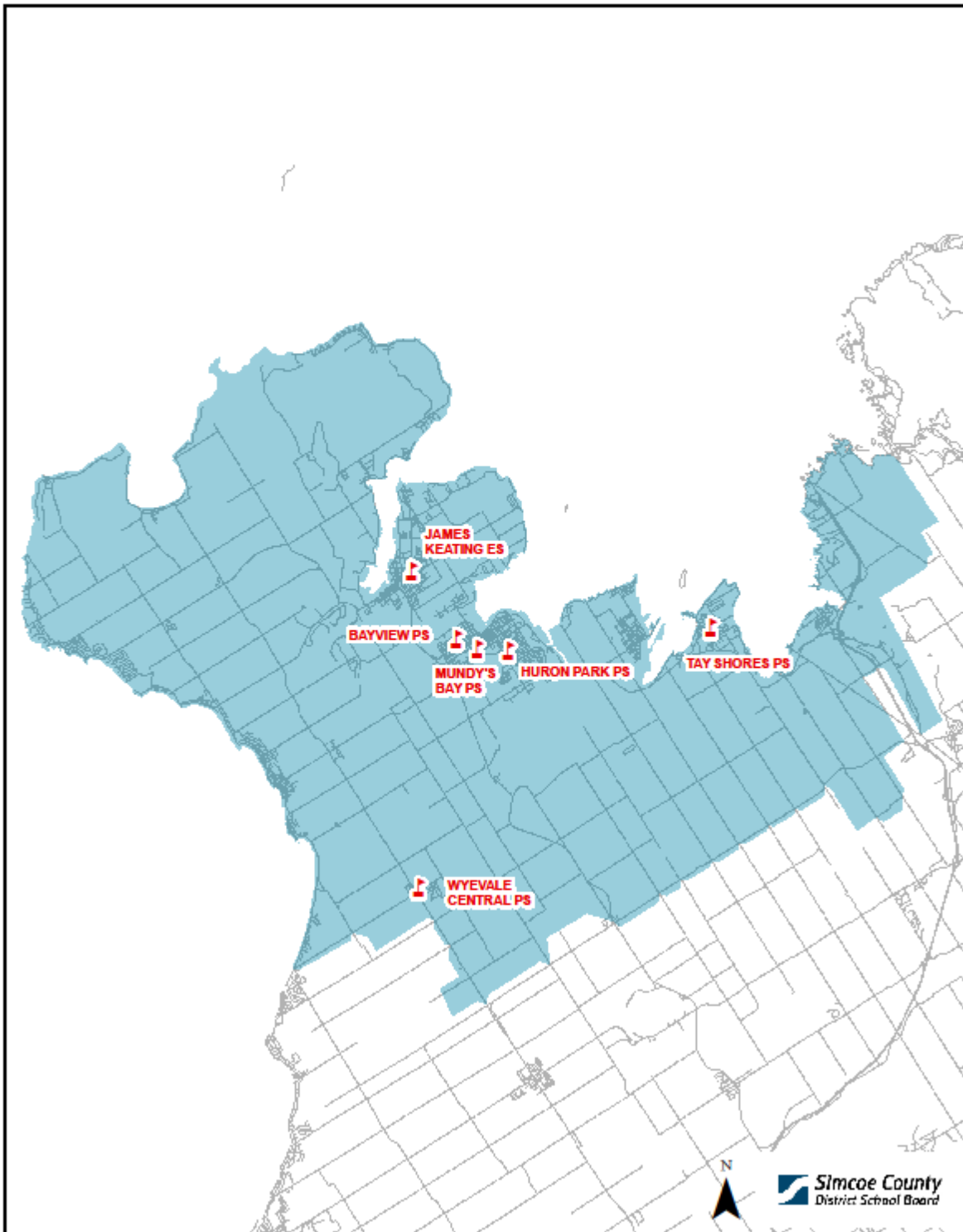
Northwest Elementary Planning Review Area



Section 5 – Elementary Planning Data

Maps:

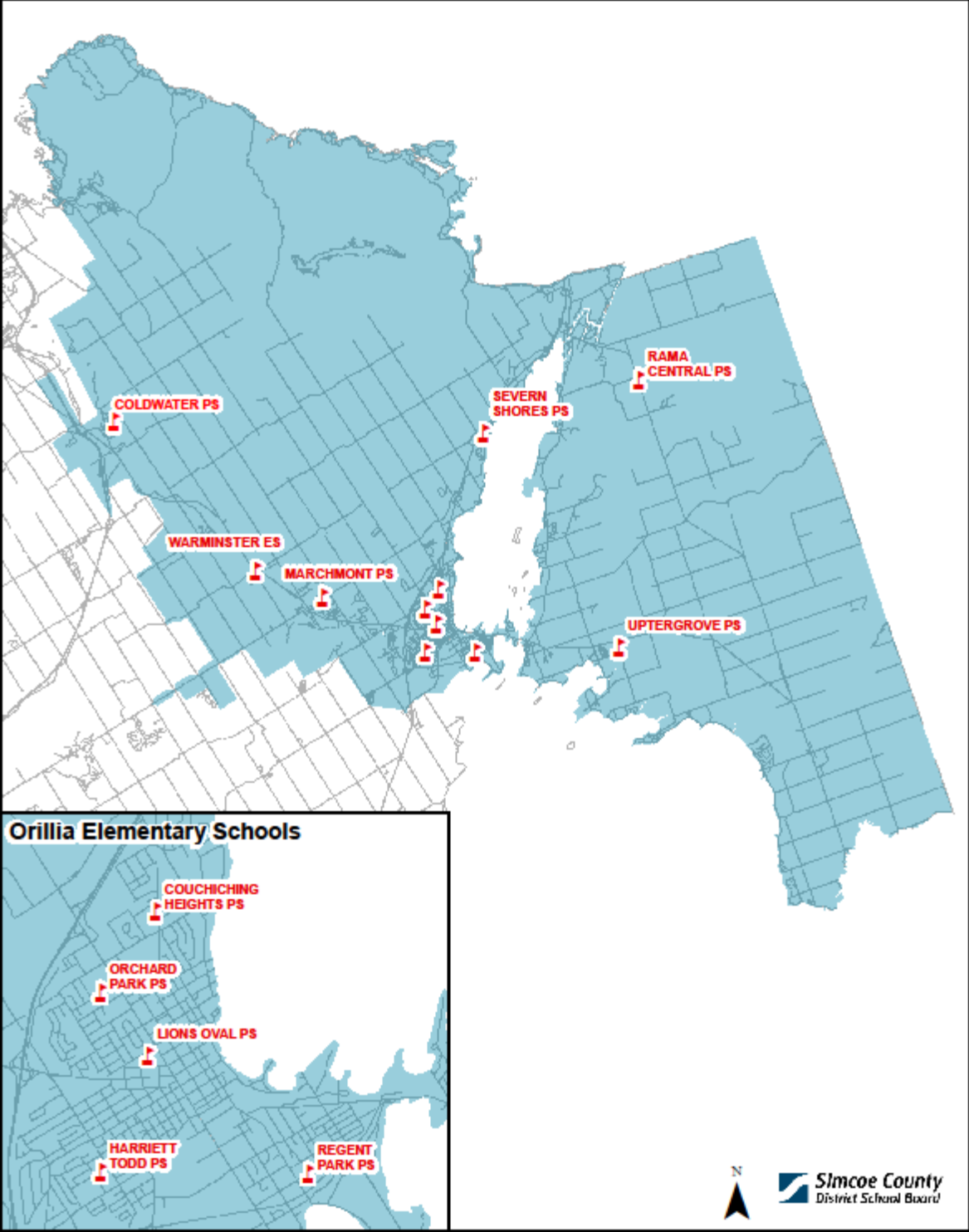
North Elementary Planning Review Area



Section 5 – Elementary Planning Data

Maps:

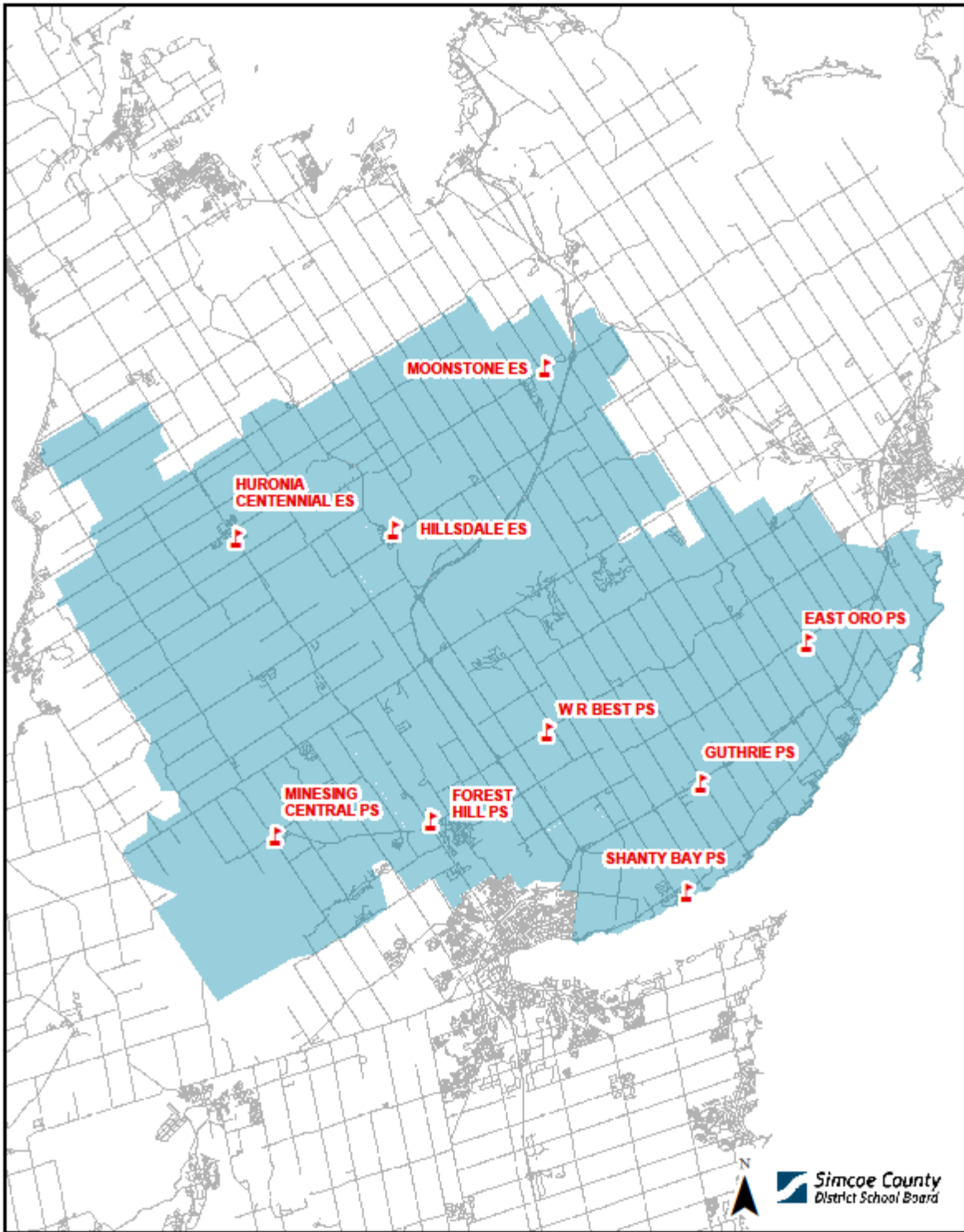
East Elementary Planning Review Area



Section 5 – Elementary Planning Data

Maps:

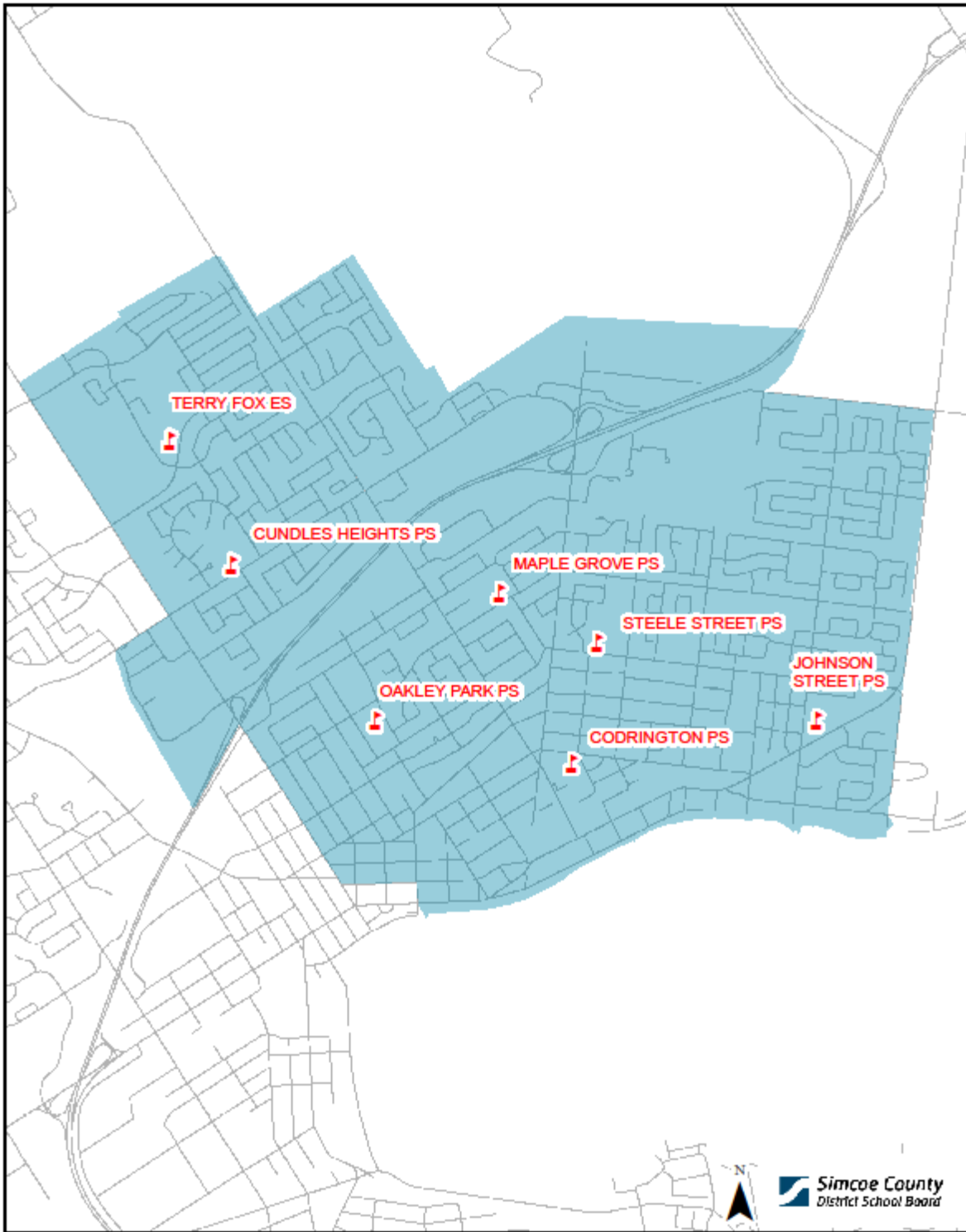
Central Elementary Planning Review Area



Section 5 – Elementary Planning Data

Maps:

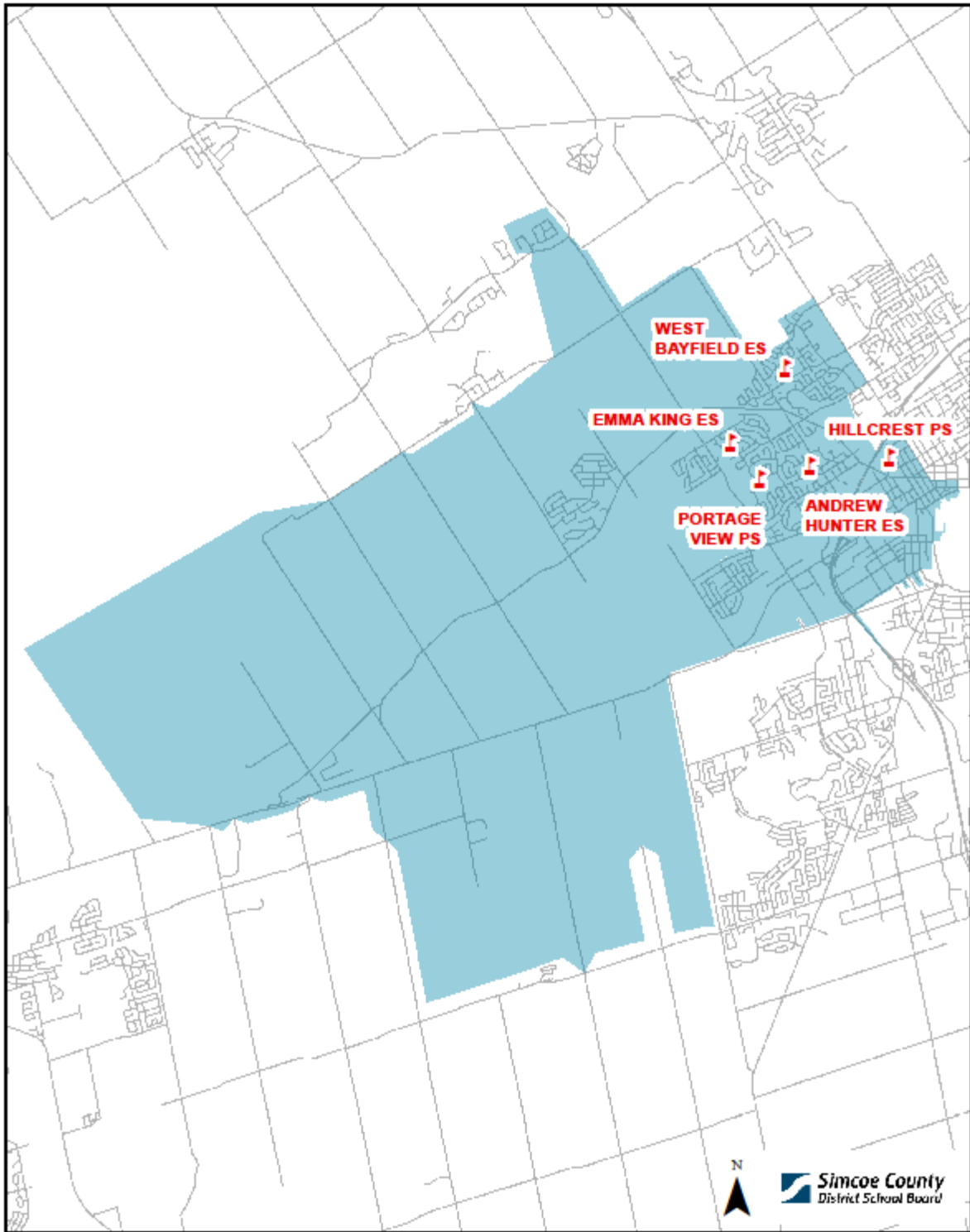
Northeast Barrie Elementary Planning Review Area



Section 5 – Elementary Planning Data

Maps:

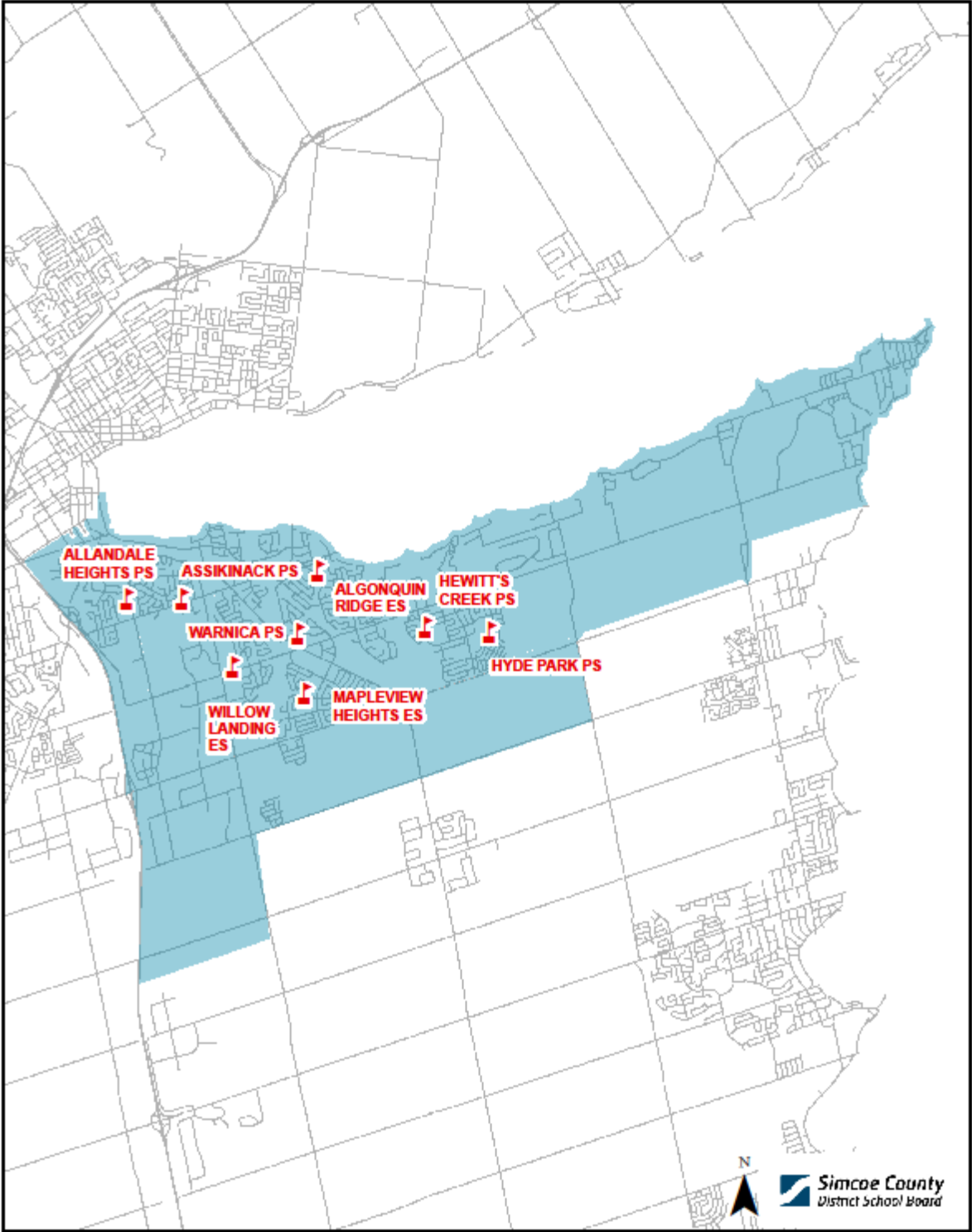
Northwest Barrie Elementary Planning Review Area



Section 5 – Elementary Planning Data

Maps:

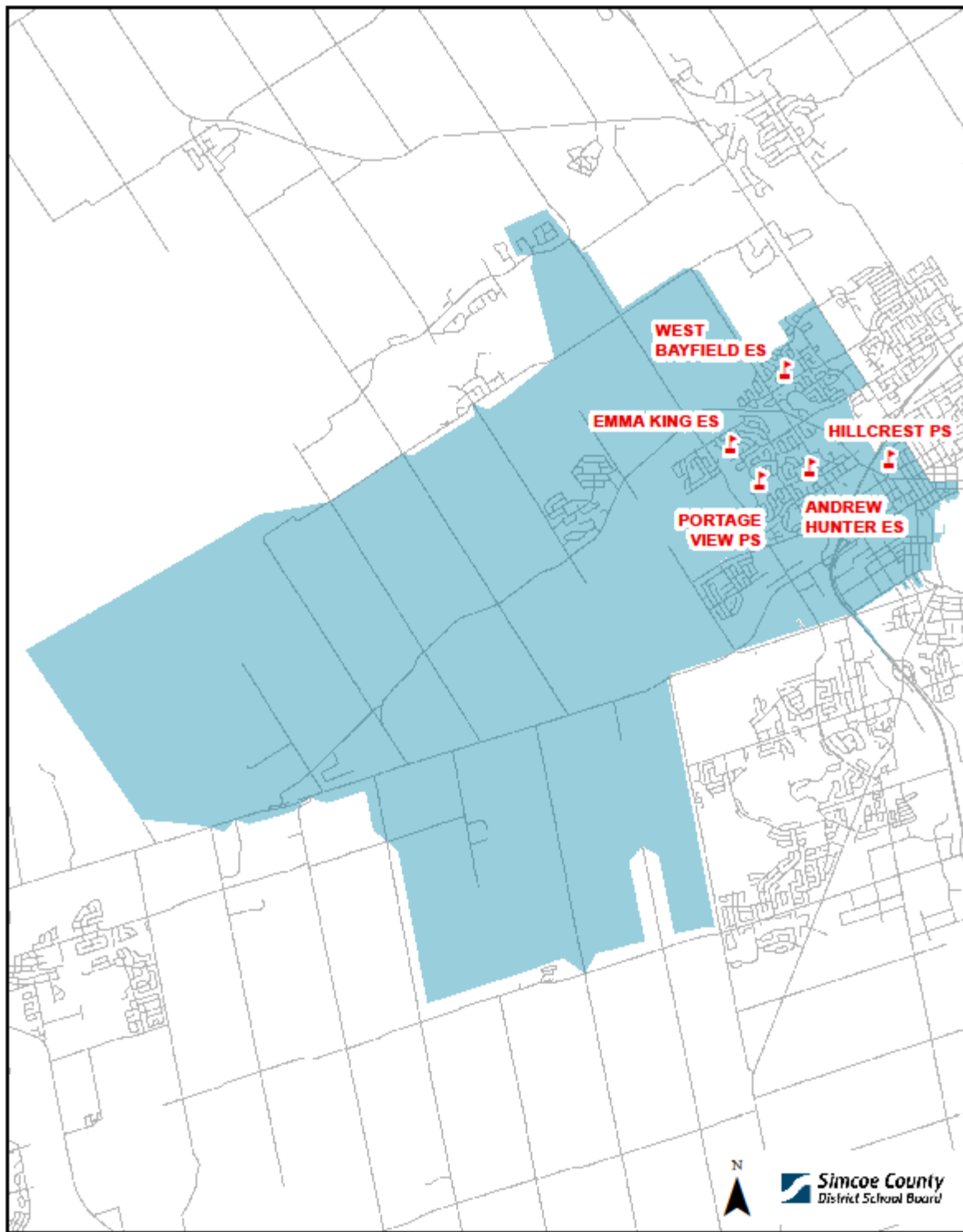
Southeast Barrie Elementary Planning Review Area



Section 5 – Elementary Planning Data

Maps:

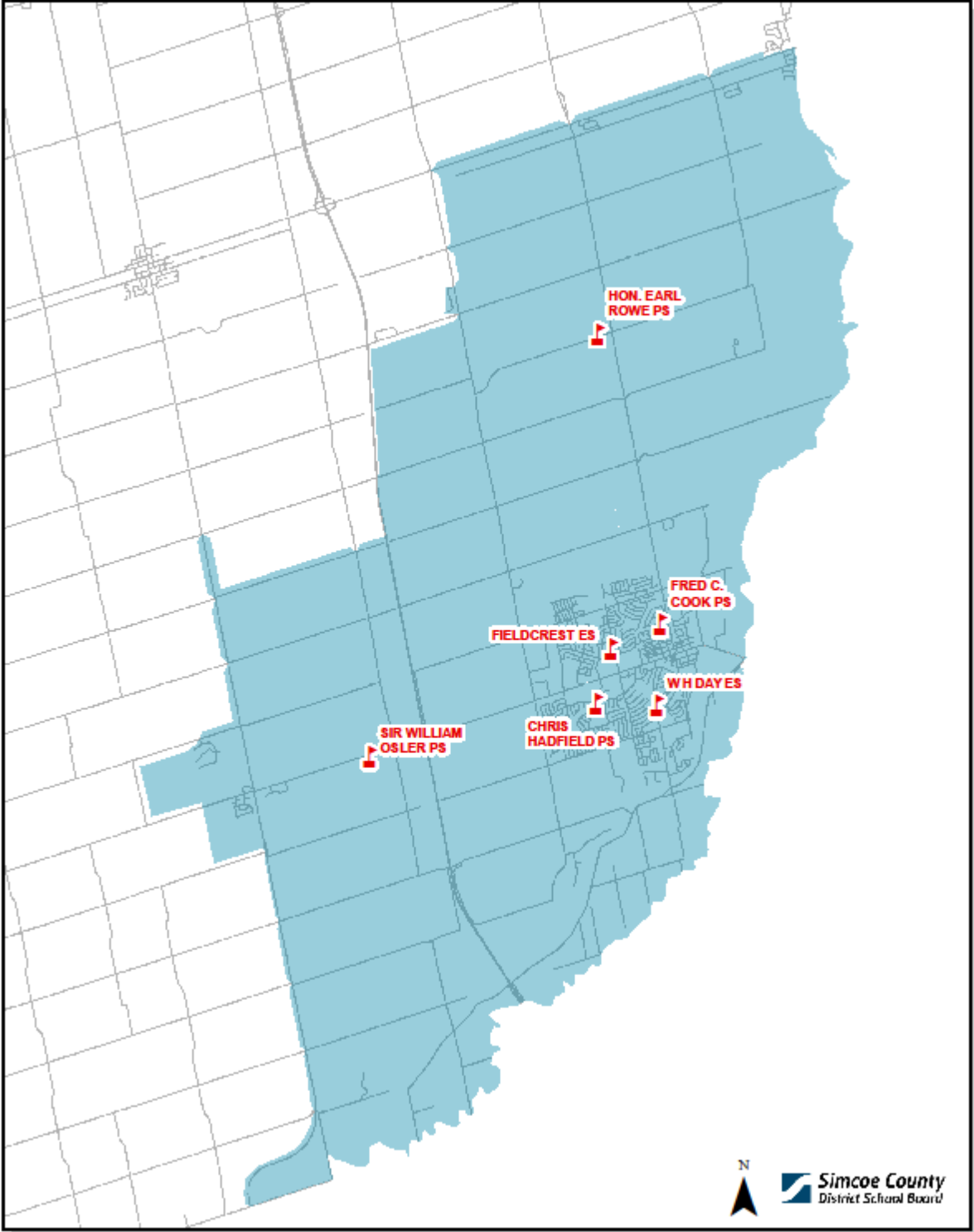
Northwest Barrie Elementary Planning Review Area



Section 5 – Elementary Planning Data

Maps:

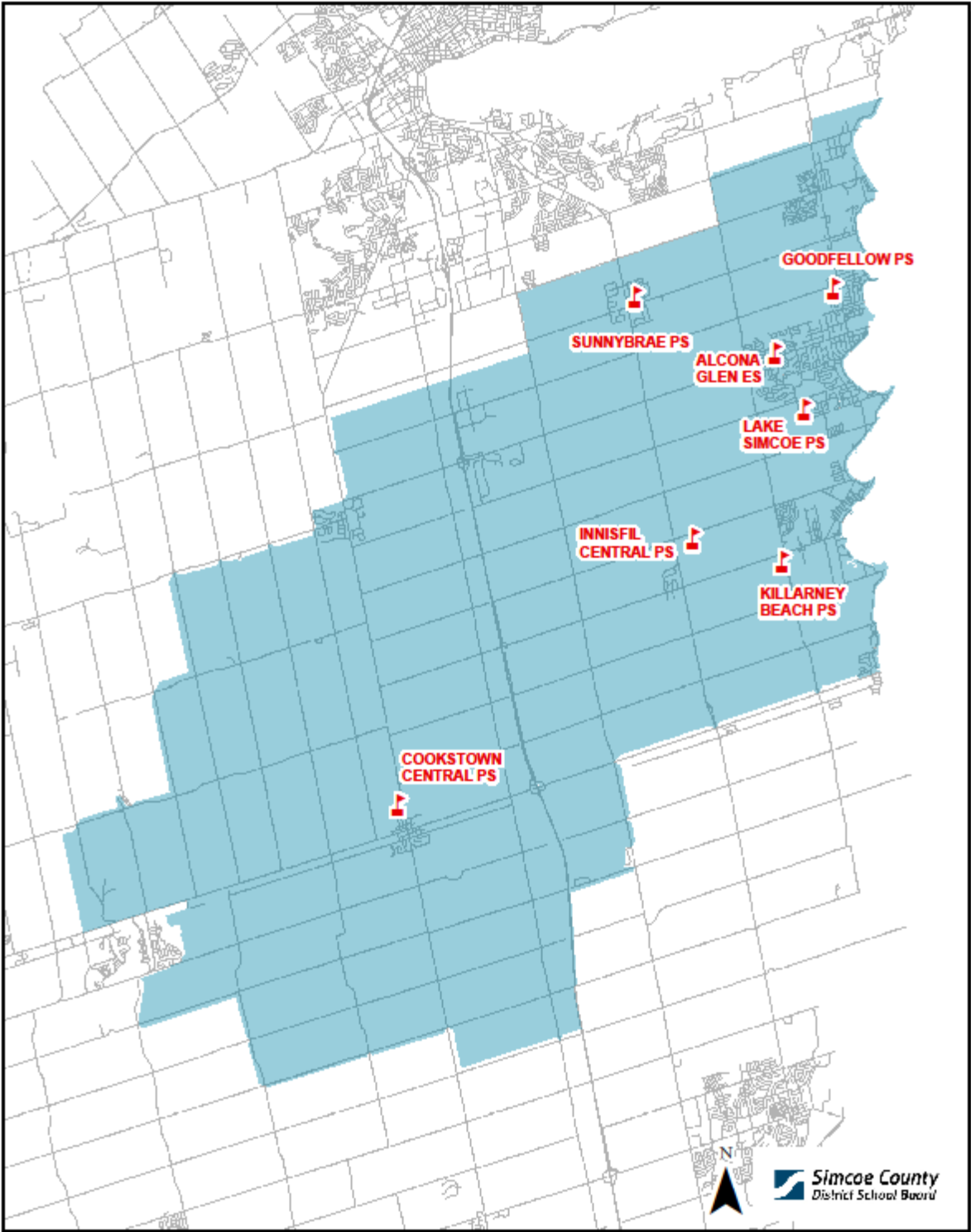
Southeast Elementary Planning Review Area



Section 5 – Elementary Planning Data

Maps:

South Central Elementary Planning Review Area



Section 5 – Elementary Planning Data

Programs:

Elementary Programs September 2018/2019

School Name	Autistic Spectrum Disorder	Developmental Skills	Social Skills	Gifted	Section 23
Adjala Central PS	--	--	--	--	--
Admiral Collingwood ES	Yes	--	--	--	--
Alcona Glen ES	--	--	--	--	--
Algonquin Ridge ES	Yes	--	--	--	--
Allandale Heights PS	--	--	--	--	--
Alliston Union PS	--	--	--	--	--
Andrew Hunter ES	--	Yes	--	--	--
Angus Morrison ES	--	--	--	--	--
Ardagh Bluffs PS	--	--	--	--	--
Assikinack PS	--	--	Yes	--	--
Baxter Central PS	--	--	--	--	--
Bayview PS	--	--	Yes	--	--
Birchview Dunes ES	--	--	Yes	--	--
Bradford PS	--	--	--	--	--
Brechin PS	--	--	--	--	--
Byng PS	--	--	--	--	--
Cameron Street PS	--	--	--	--	--
Chris Hadfield PS	--	--	--	--	--
Clearview Meadows ES	--	--	--	--	--
Codrington PS	--	--	--	Yes	--
Coldwater PS	--	--	--	Yes	--
Connaught PS	--	Yes	--	--	--
Cookstown Central PS	--	Yes	--	Yes	--
Couchiching Heights PS	Yes	--	--	--	--
Cundles Heights PS	--	--	Yes	--	Yes
East Alliston ps	--	--	--	--	--
East Oro PS	--	--	--	--	--
Emma King ES	--	--	--	--	Yes
Ernest Cumberland ES	--	Yes	--	--	--
Ferndale Woods ES	--	Yes	--	--	--
Fieldcrest ES	--	--	--	--	--
Forest Hill PS	--	--	--	--	--
Fred C. Cook PS	--	--	Yes	--	--
Goodfellow PS	--	--	--	--	--
Guthrie PS	--	--	--	--	--

Section 5 – Elementary Planning Data

Programs:

Elementary Programs September 2018/2019

School Name	Autistic Spectrum Disorder	Developmental Skills	Social Skills	Gifted	Section 23
Harriett Todd PS	--	--	--	--	--
Hewitt's Creek PS	--	--	--	--	--
Hillcrest PS	--	--	--	--	--
Hillsdale ES	--	--	--	--	--
Holly Meadows ES	--	--	--	--	--
Hon Earl Rowe PS	--	--	--	--	--
Huron Park PS	Yes	Yes	--	--	--
Huron Centennial ES	--	--	--	--	--
Hyde Park PS	--	--	--	--	--
Innisfil Central PS	--	--	--	--	--
James Keating ES	--	--	--	--	--
Johnson Street PS	--	--	--	--	--
Killarney Beach PS	--	--	--	--	--
Lake Simcoe PS	--	--	--	--	--
Lions Oval PS	--	--	Yes	--	--
Maple Grove PS	--	--	--	--	--
Mapleview Heights ES	--	Yes	--	--	--
Marchmont PS	--	--	--	--	--
Minesing Central PS	--	--	--	--	--
Moonstone ES	--	--	--	--	--
Mountain View ES	--	--	--	Yes	--
Mundy's Bay PS	--	--	--	--	--
New Lowell Central PS	--	--	--	--	--
Nottawa ES	--	--	--	--	--
Nottawasaga/Creemore PS	--	--	--	--	--
Oakley Park PS	Yes	--	--	--	Yes
Orchard Park PS	Yes	Yes	--	--	--
Pine River ES	--	--	Yes	--	--
Portage View PS	--	Yes	--	--	--
Rama Central PS	--	--	--	--	--
Regent Park PS	--	--	Yes	--	--
Severn Shores PS	--	--	--	--	--
Shanty Bay PS	--	--	--	--	--
Sir William Osler PS	--	--	--	--	--
Steele Street PS	--	--	Yes	--	--
Sunnybrae PS	--	--	Yes	--	--

Section 5 – Elementary Planning Data

Programs:

Elementary Programs September 2018/2019

School Name	Autistic Spectrum Disorder	Developmental Skills	Social Skills	Gifted	Section 23
Tay Shores PS	--	--	--	--	--
Tecumseth Beeton ES	Yes	--	--	--	--
Tecumseth South Central PS	--	--	--	--	Yes
Terry Fox ES	Yes	--	--	--	--
Tosorontio Central PS	--	--	--	--	--
Tottenham PS	--	--	--	--	--
Trillium Woods ES	--	--	--	--	--
Uptergrove PS	--	--	--	--	--
W.C. Little ES	--	--	--	--	--
Warminster ES	--	--	--	--	--
Warnica PS	--	--	--	--	--
West Bayfield ES	Yes	--	Yes	--	--
WH Day ES	--	Yes	--	--	--
Willow Landing ES	--	--	--	--	--
Worsley ES	--	--	--	--	--
WR Best Memorial PS	--	--	--	--	--
Wyevale Central PS	--	--	--	--	--

Closed To Out of Area

School	Attendance Area Review	Holding	Private Servicing	Capacity Limitations	French Programming
Admiral Collingwood ES					X
Algonquin Ridge ES		X		X	
Allandale Heights PS		X			
Alliston Union PS					X
Angus Morrison ES				X	
Ardagh Bluffs PS					X
Assikinack PS		X			
Baxter Central PS			X		
Birchview Dunes ES				X	
Boyne River PS				X	
Cameron Street PS					X
Chris Hadfield PS				X	
Ernest Cumberland ES					X
Ferndale Woods ES					X
Fieldcrest ES				X	
Forest Hill PS			X	X	X
Fred C. Cook PS				X	
Goodfellow PS		X			X
Guthrie PS			X		
Harriett Todd PS					X
Hewitt's Creek PS		X		X	
Hillcrest PS					X
Holly Meadows ES		X			
Hon Earl Rowe PS		X	X		
Huron Park PS					X
Huron Centennial ES	X				
Hyde Park PS		X		X	
Innisfil Central PS		X	X		
Maple Grove PS				X	
Mapleview Heights ES		X		X	
Marchmont PS			X		
Minesing Central PS			X		
Mundy's Bay PS					X
Nottawa ES					
Oakley Park PS					X
Pine River ES		X		X	
Portage View PS					X
Regent Park PS					X
Sir William Osler PS		X	X		
Tecumseth Beeton ES		X			
Terry Fox ES		X			
W.C. Little ES		X		X	
W.H. Day ES		X		X	X
W.R. Best Memorial PS			X		
Warminster ES			X		
Willow Landing ES		X		X	
Worsley ES		X		X	X
Wyevale Central PS			X		

Section 5 – Elementary Planning Data

Child Care and EarlyOn Child and Family Centres:

School	Provider	Age Groups	Municipality
Andrew Hunter ES	York Professional Care & Education	18 mons to 12	Barrie
Ardagh Bluffs PS	S.E.E.D.S. Childcare	18 mons to 12	Barrie
Birchview Dunes ES	YMCA Child Care	18 mons to 12	Wasaga Beach
Boyne River PS	Upper Canada Child Care	2.5 to 12	Alliston
Ernest Cumberland ES	YMCA Child Care	0 to 12	Alliston
Ferndale Woods ES	YMCA Child Care	2.5 to 10	Barrie
Goodfellow PS	YMCA Child Care	18 mons to 12	Innisfil
Harriett Todd PS	YMCA Child Care	3.8 to 12	Orillia
Hewitt's Creek PS	York Professional Care & Education	2.5 yrs to 12	Barrie
Lions Oval PS	YMCA Child Care	2.5 to 5	Orillia
Minesing Central PS	YMCA Child Care	18 mos to 12	Minesing
Mundy's Bay PS	YMCA Child Care	3.8 to 12	Midland
Oakley Park PS	YMCA Child Care	2.5 to 12	Barrie
Orchard Park PS	Orillia Pre School	18 mons to 12	Orillia
Regent Park PS	YMCA Child Care	2.5 to 12	Orillia
Tottenham PS	YMCA Child Care	2.5 to 12	Tottenham
Trillium Woods ES	York Professional Care & Education	2.5 to 12	Barrie
W.H. Day ES	YMCA Child Care	2.5 to 12	Bradford
West Bayfield ES	S.E.E.D.S. Childcare	18 mons to 12	Barrie
Willow Landing ES	Upper Canada Child Care	2.5 to 12	Barrie
South Barrie Alternative School	YMCA Child Care	0 to 2.5	Barrie

Approved Future Child Care Centres

School	Provider	Age Groups	Municipality
Chris Hadfield PS	York Professional Care & Education	6 mons to 12	Bradford
Georgian Bay DHS	YMCA Child Care (opening 2018)	0 to 2.5	Midland
Lake Simcoe PS	York Professional Care & Education	18 mons to 12	Innisfil
Pine River ES	YMCA Child Care	18 mons to 12	Angus
Tecumseth Beeton ES	Bradford Progress	2.5 to 12	Beeton
New Bradford North ps	To be selected	18 mons to 12	Bradford

Approved Future EarlyOn Child and Family Centres

School	Program Offered	Municipality
New Oro-Medonte ps	One room centre	Oro-Medonte
New Wasaga Beach ps	Three room centre	Midland

Section 5 – Elementary Planning Data

Building Opening Date:

School Name	Year Opened
Byng PS	1922
Wyevale Central PS	1927
Angus Morrison ES	1951
Codrington PS	1951
Hillcrest PS	1951
Oakley Park PS	1954
Regent Park PS	1954
Coldwater PS	1955
Shanty Bay PS	1955
Worsley ES	1956
Couchiching Heights PS	1957
Guthrie PS	1957
Johnson Street PS	1957
Pine River ES	1957
Warnica PS	1957
New Lowell Central PS	1958
Cookstown Central PS	1959
Steele Street PS	1959
Sunnybrae PS	1959
Connaught PS	1960
Hillsdale ES	1960
Hon Earl Rowe PS	1960
Minesing Central PS	1960
Sir William Osler PS	1960
Warminster ES	1960
Forest Hill PS	1961
Harriett Todd PS	1961
Tecumseth South Central PS	1961
Victoria Harbour ES	1961
Innisfil Central PS	1962
Marchmont PS	1962
Uptergrove PS	1962
Maple Grove PS	1963
Moonstone ES	1963
WR Best Memorial PS	1963
Adjala Central PS	1964
East Oro PS	1965
Huron Park PS	1965
Rama Central PS	1965
Cameron Street PS	1966
Nottawasaga/Creemore PS	1966
Tosorontio Central PS	1966
Allandale Heights PS	1967
Bayview PS	1968
Huronia Centennial ES	1968

School Name	Year Opened
Tecumseth Beeton ES	1968
Baxter Central PS	1969
Brechin PS	1970
Mountain View ES	1970
Tottenham PS	1970
Cundles Heights PS	1971
Goodfellow PS	1972
Orchard Park PS	1973
Portage View PS	1973
Killarney Beach PS	1974
Assikinack PS	1976
Andrew Hunter ES	1980
WH Day ES	1989
Ernest Cumberland ES	1993
West Bayfield ES	1993
Birchview Dunes ES	1994
Ferndale Woods ES	1995
Alcona Glen ES	1998
Emma King ES	1998
Fieldcrest ES	1998
Nottawa ES	1998
Willow Landing ES	1998
Algonquin Ridge ES	2000
Holly Meadows ES	2000
Clearview Meadows ES	2001
Mapleview Heights ES	2001
W.C. Little ES	2001
Admiral Collingwood ES	2002
Terry Fox ES	2002
Trillium Woods ES	2005
James Keating ES	2008
Mundy's Bay PS	2008
Hewitt's Creek PS	2009
Ardagh Bluffs PS	2010
Lions Oval PS	2010
Fred C Cook PS	2013
Hyde Park PS	2013
Alliston Union PS	2014
Chris Hadfield PS	2015
Lake Simcoe PS	2016
Severn Shores PS	2016
Boyne River PS	2017
Bradford North ps	2020
Oro-Medonte ps	2020
Wasaga Beach ps	2020

Section 5 – Elementary Planning Data

Facility Condition Index:

	Elementary		5-Year Renewal Needs based upon Assessment Date		FCI Rating
	School	Assessment Date	Baseline	Baseline FCI	
	Adjala Central PS	2017	\$1,811,340	23%	POOR
	Admiral Collingwood ES	2017	\$127,308	1%	GOOD
	Alcona Glen ES	2014	\$388,616	3%	GOOD
	Algonquin Ridge ES	2013	\$1,156,476	11%	POOR
	Allandale Heights PS	2013	\$1,261,418	17%	POOR
	Alliston Union PS		\$0	0%	GOOD
	Andrew Hunter ES	2013	\$957,335	12%	POOR
	Angus Morrison ES	2017	\$1,921,091	19%	POOR
	Ardagh Bluffs PS	2015	\$0	0%	GOOD
	Assikinack PS	2013	\$572,338	8%	FAIR
GOOD	Baxter Central PS	2017	\$624,966	7%	FAIR
	Bayview PS	2016	\$162,860	2%	GOOD
FAIR	Birchview Dunes ES	2017	\$563,170	4%	GOOD
POOR	Brechin PS	2016	\$477,805	8%	FAIR
CRITICAL	Boyne River PS		\$0	0%	GOOD
P.T.R.	Byng PS	2011	\$1,367,373	19%	POOR
	Cameron Street PS	2017	\$1,303,488	16%	POOR
	Chris Hadfield PS		\$0	0%	GOOD
	Clearview Meadows ES	2017	\$424,835	7%	FAIR
	Codrington PS	2014	\$2,357,124	37%	CRITICAL
	Coldwater PS	2016	\$415,094	5%	GOOD
	Connaught PS	2016	\$1,256,365	17%	POOR
	Cookstown Central PS	2017	\$1,999,776	17%	POOR
	Couchiching Heights PS	2014	\$2,261,524	33%	CRITICAL
	Cundles Heights PS	2013	\$5,337,147	52%	CRITICAL
	East Oro PS	2014	\$951,335	15%	POOR
	Emma King ES	2013	\$330,296	4%	GOOD
	Ernest Cumberland ES	2017	\$2,511,030	22%	POOR
	Ferndale Woods ES	2013	\$437,250	4%	GOOD
	Fieldcrest ES	2016	\$675,854	6%	FAIR
	Forest Hill PS	2017	\$1,852,698	20%	POOR
	Fred C. Cook PS		\$0	0%	GOOD
	Goodfellow PS	2014	\$1,898,592	18%	POOR
	Guthrie PS	2014	\$1,309,581	15%	POOR
	Harriett Todd PS	2014	\$1,389,038	12%	POOR
	Hewitt's Creek PS	2014		0%	GOOD
	Hillcrest PS	2014	\$1,723,110	17%	POOR
	Hillsdale ES	2016	\$121,988	2%	GOOD
	Holly Meadows ES	2013	\$1,309,272	10%	FAIR
	Hon Earl Rowe PS	2016	\$759,828	13%	FAIR
	Huron Park PS	2016	\$375,499	4%	GOOD
	Huron Centennial ES	2016	\$968,400	11%	POOR
	Hyde Park PS		\$0	0%	GOOD

Section 5 – Elementary Planning Data

Facility Condition:

	Elementary		5-Year Renewal Needs based upon Assessment Date		FCI Rating
	School	Assessment Date	Baseline	Baseline FCI	
	Innisfil Central PS	2014	\$2,020,091	37%	CRITICAL
	James Keating ES	2016	\$173,108	2%	GOOD
	Johnson Street PS	2013	\$826,370	12%	POOR
	Killarney Beach PS	2014	\$1,060,441	14%	POOR
	Lake Simcoe PS		\$0	0%	GOOD
	Lions Oval PS	2015	\$20,400	0%	GOOD
	Maple Grove PS	2013	\$964,675	11%	POOR
	Mapleview Heights ES	2013	\$1,290,296	11%	POOR
	Marchmont PS	2014	\$668,632	9%	FAIR
	Minesing Central PS	2017	\$2,243,181	27%	POOR
	Moonstone ES	2014	\$2,658,400	47%	CRITICAL
	Mountain View ES	2016	\$501,240	7%	FAIR
	Mundy's Bay PS	2014	\$85,176	1%	GOOD
	New Lowell Central PS	2017	\$1,071,240	17%	POOR
	Nottawa ES	2017	\$825,002	14%	POOR
GOOD	Nottawasaga/Creemore PS	2017	\$1,017,924	20%	POOR
FAIR	Oakley Park PS	2013	\$1,637,851	19%	POOR
POOR	Orchard Park PS	2014	\$1,080,823	13%	POOR
CRITICAL	Pine River ES	2017	\$383,659	6%	FAIR
P.T.R	Portage View PS	2013	\$252,703	2%	GOOD
	Rama Central PS	2016	\$540,546	9%	GOOD
	Regent Park PS	2014	\$555,359	6%	GOOD
	Severn Shores PS		\$0	0%	GOOD
	Shanty Bay PS	2017	\$2,548,785	69%	P.T.R
	Sir William Osler PS	2016	\$916,038	18%	POOR
	Steele Street PS	2013	\$2,788,121	31%	CRITICAL
	Sunnybrae PS	2014	\$1,120,166	12%	POOR
	Tay Shores P.S.	2012	\$1,386,338	22%	POOR
	Tecumseth Beeton ES	2017	\$2,720,153	24%	POOR
	Tecumseth South Central PS	2017	\$2,299,330	36%	CRITICAL
	Terry Fox ES	2013	\$1,029,357	9%	FAIR
	Tosorontio Central PS	2016	\$995,494	12%	POOR
	Tottenham PS	2017	\$1,761,017	21%	POOR
	Trillium Woods ES	2013	\$270,528	2%	GOOD
	Uptergrove PS	2016	\$1,211,360	19%	POOR
	W.C. Little ES	2013	\$1,368,197	12%	POOR
	W.H. Day ES	2016	\$856,370	7%	FAIR
	W.R. Best Memorial PS	2017	\$1,079,206	18%	POOR
	Warminster ES	2014	\$667,567	14%	POOR
	Warnica PS	2013	\$2,817,271	38%	CRITICAL
	West Bayfield ES	2013	\$1,448,061	13%	POOR
	Willow Landing ES	2013	\$1,117,765	9%	FAIR
	Worsley ES	2017	\$1,201,815	12%	POOR
	Wyevale Central PS	2016	\$316,817	6%	FAIR
	School Total		\$93,158,093		

Section 5 – Elementary Planning Data

Renewal:

Renewal Allocations	SCI 2015-2016 Allocation: \$7,050,000	SCI 2016-2017 Allocation: \$19,870,362	2016-2017 Annual Renewal Allocation: \$11,107,241	SCI 2017-2018 Allocation: \$9,873,000	2017-2018 Annual Renewal Allocation: \$9,150,000	Deferred Maintenance Fiscal 2017: \$108,637,865	Deferred Maintenance 2017/21: \$298,787,513
School	Allocated Funds	Allocated Funds	Allocated Funds	Allocated Funds	Allocated Funds	Renewal Needs	Renewal Needs
Adjala Central PS	\$100,000					\$262,080	\$1,811,340
Admiral Collingwood ES						\$0	\$129,200
Alcona Glen ES					\$130,000	\$400,014	\$2,949,496
Algonquin Ridge ES		\$1,000,000		\$800,000		\$557,003	\$2,558,017
Allandale Heights PS		\$400,000		\$100,000		\$1,230,059	\$3,056,621
Alliston Union PS						\$0	\$144,943
Andrew Hunter ES			\$200,000		\$150,000	\$968,568	\$2,456,605
Angus Morrison ES			\$228,111		\$350,000	\$0	\$1,921,091
Ardagh Bluffs PS				\$75,000		\$0	\$433,427
Assikinack PS						\$0	\$2,292,646
Baxter Central PS						\$848,865	\$167,642
Bayview PS		\$500,000				\$41,345	\$41,345
Birchview Dunes ES				\$250,000		\$199,058	\$752,441
Brechin PS				\$200,000	\$300,000	\$27,090	\$511,443
Byng PS						\$2,173,090	\$4,476,976
Cameron Street PS		\$200,000				\$10,712	\$1,303,488
Chris Hadfield PS						\$0	\$0
Clearview Meadows ES						\$148,262	\$446,677
Codrington PS			\$350,000			\$2,448,201	\$3,217,466
Coldwater PS	\$250,000		\$300,000	\$250,000		\$114,660	\$481,401
Connaught PS						\$15,934	\$1,275,526
Cookstown Central PS	\$350,000			\$200,000		\$21,840	\$1,999,776
Couchiching Heights PS				\$185,000		\$2,126,022	\$4,971,605
Cundles Heights PS			\$250,000	\$250,000		\$2,599,615	\$5,716,115
East Oro PS		\$850,000				\$974,858	\$3,539,387
Emma King ES			\$450,000	\$150,000		\$417,012	\$850,791
Ernest Cumberland ES					\$300,000	\$10,920	\$2,511,030
Ferndale Woods ES						\$442,555	\$3,231,074
Fieldcrest ES			\$600,000			\$47,888	\$774,413
Forest Hill PS	\$500,000			\$250,000		\$329,803	\$1,911,824
Fred C. Cook PS						\$6,864,763	\$159,495
Goodfellow PS						\$1,942,342	\$4,389,650
Guthrie PS		\$800,000				\$1,346,325	\$5,551,032
Harriett Todd PS						\$1,422,491	\$3,563,995
Hewitt's Creek PS				\$100,000		\$0	\$1,396,167
Hillcrest PS		\$350,000	\$450,000			\$1,811,083	\$3,703,395
Hillsdale ES				\$250,000	\$250,000	\$40,605	\$123,422
Holly Meadows ES						\$644,673	\$1,775,777
Hon Earl Rowe PS						\$10,763	\$765,416
Huron Park PS		\$1,200,000				\$78,898	\$377,284
Huron Centennial ES		\$350,000	\$450,000			\$63,420	\$983,048
Hyde Park PS					\$225,000	\$0	\$210,255

Section 5 – Elementary Planning Data

Renewal:

Renewal Allocations	SCI 2015-2016 Allocation: \$7,050,000	SCI 2016-2017 Allocation: \$19,870,362	2016-2017 Annual Renewal Allocation: \$11,107,241	SCI 2017-2018 Allocation: \$9,873,000	2017-2018 Annual Renewal Allocation: \$9,150,000	Deferred Maintenance Fiscal 2017: \$108,637,865	Deferred Maintenance 2017/21: \$298,787,513
School	Allocated Funds	Allocated Funds	Allocated Funds	Allocated Funds	Allocated Funds	Renewal Needs	Renewal Needs
Innisfil Central PS	\$300,000			\$200,000		\$1,802,454	\$4,639,747
James Keating ES						\$29,571	\$239,426
Johnson Street PS				\$150,000		\$868,499	\$3,324,625
Killamey Beach PS						\$1,153,696	\$4,040,759
Lake Simcoe PS						\$0	\$0
Lions Oval PS						\$0	\$483,555
Maple Grove PS			\$300,000			\$998,008	\$4,458,615
Mapleview Heights ES		\$644,130		\$75,000	\$50,000	\$477,116	\$1,746,864
Marchmont PS						\$709,519	\$2,260,279
Minesing Central PS		\$650,000			\$350,000	\$0	\$2,243,181
Moonstone ES					\$300,000	\$1,144,965	\$2,274,137
Mountain View ES	\$150,000					\$72,512	\$502,291
Mundy's Bay PS					\$100,000	\$87,360	\$4,756,773
New Lowell Central PS		\$600,000		\$750,000		\$20,100	\$1,071,240
Nottawa ES				\$300,000		\$0	\$825,002
Nottawasaga/Creemore PS				\$150,000		\$71,606	\$1,035,650
Oakley Park PS	\$250,000	\$400,000				\$1,636,610	\$3,266,691
Orchard Park PS		\$200,000	\$350,000			\$1,116,406	\$4,474,363
Pine River ES		\$200,000				\$0	\$383,659
Portage View PS						\$275,162	\$1,471,776
Rama Central PS						\$0	\$551,822
Regent Park PS		\$100,000				\$550,202	\$1,344,422
Severn Shores PS						\$0	\$0
Shanty Bay PS					\$300,000	\$343,773	\$2,548,785
Sir William Osler PS			\$300,000			\$34,255	\$922,587
Steele Street PS		\$1,500,000		\$150,000		\$2,595,659	\$4,869,314
Sunnybrae PS		\$150,000			\$600,000	\$895,341	\$5,536,305
Tay Shores P.S.						\$4,685,726	\$4,986,677
Tecumseth Beeton ES				\$200,000	\$150,000	\$0	\$2,720,153
Tecumseth South Central PS						\$0	\$2,299,330
Terry Fox ES					\$50,000	\$129,332	\$451,011
Tosorontio Central PS		\$300,000			\$445,000	\$307,409	\$1,003,628
Tottenham PS		\$300,000		\$700,000		\$18,743	\$1,761,017
Trillium Woods ES						\$0	\$1,016,443
Uptergrove PS						\$0	\$0
W. C. Little ES						\$514,556	\$514,556
W.H. Day ES		\$1,000,000			\$300,000	\$55,650	\$55,650
W. R. Best Memorial PS	\$300,000	\$250,000			\$245,000	\$289,061	\$1,231,528
Warminster ES						\$650,699	\$1,034,567
Warnica PS		\$316,619		\$100,000		\$2,718,942	\$856,899
West Bayfield ES		\$400,000				\$1,502,653	\$4,770,836
Willow Landing ES	\$500,000	\$900,000			\$100,000	\$1,134,058	\$2,864,799
Worsley ES			\$150,000			\$202,188	\$1,272,401
Wyevale Central PS		\$250,000			\$50,000	\$32,619	\$334,230
School Total	\$2,600,000	\$13,810,749	\$4,378,111	\$5,835,000	\$4,745,000	\$54,347,543	\$149,917,595

Section 5 – Elementary Planning Data

Accessibility:

School Name	Site Access	Travel within the school	Barrier Free Student Group Washrooms	Barrier Free Single Washrooms	Universal Washroom
Adjala Central PS	Yes	No	No	Yes	Yes
Admiral Collingwood ES	Yes	Yes	Yes	Yes	Yes
Alcona Glen ES	Yes	Yes	Yes	Yes	Yes
Algonquin Ridge ES	Yes	Yes	Yes	Yes	Yes
Allandale Heights PS	Yes	Yes	Yes	Yes	Yes
Alliston Union PS	Yes	Yes	Yes	Yes	Yes
Andrew Hunter ES	Yes	Yes	No	Yes	Yes
Angus Morrison ES	Yes	Yes	No	Yes	Yes
Ardagh Bluffs PS	Yes	Yes	No	Yes	Yes
Assikinack PS	Yes	Yes	Yes	Yes	Yes
Baxter Central PS	No	Yes	Yes	Yes	Yes
Bayview PS	Yes	Yes	No	Yes	Yes
Brechin PS	Yes	Yes	No	No	Yes
Birchview Dunes ES	Yes	Yes	Yes	Yes	Yes
Byng PS	No	No	No	No	No
Boyne River PS	Yes	Yes	Yes	Yes	Yes
Cameron Street PS	Yes	Yes	No	Yes	Yes
Chris Hadfield PS	Yes	Yes	Yes	Yes	Yes
Clearview Meadows ES	Yes	Yes	Yes	Yes	Yes
Codrington PS	No	Yes	No	Yes	No
Coldwater PS	Yes	Yes	No	No	No
Connaught PS	Yes	Yes	No	No	Yes
Cookstown Central PS	Yes	Yes	Yes	Yes	Yes
Couchiching Heights PS	Yes	Yes	No	No	Yes
Cundles Heights PS	Yes	Yes	Yes	Yes	No
East Oro PS	Yes	Yes	No	Yes	Yes
Emma King ES	Yes	Yes	Yes	Yes	Yes
Ernest Cumberland ES	Yes	Yes	Yes	Yes	Yes
Ferndale Woods ES	Yes	Yes	Yes	Yes	Yes
Fieldcrest ES	Yes	Yes	Yes	Yes	Yes
Forest Hill PS	Yes	Yes	No	No	Yes
Fred C. Cook PS	Yes	Yes	Yes	Yes	Yes
Goodfellow PS	Yes	Yes	Yes	No	No
Guthrie PS	Yes	Yes	Yes	Yes	Yes
Harriett Todd PS	Yes	Yes	Yes	Yes	Yes
Hewitt's Creek PS	Yes	Yes	Yes	Yes	Yes
Hillcrest PS	Yes	Yes	Yes	Yes	No
Hillsdale ES	No	Yes	Yes	No	Yes
Holly Meadows ES	Yes	Yes	Yes	Yes	Yes
Hon Earl Rowe PS	Yes	Yes	Yes	Yes	No
Huron Park PS	Yes	Yes	Yes	Yes	Yes
Huron Centennial ES	Yes	Yes	No	Yes	Yes
Hyde Park PS	Yes	Yes	Yes	Yes	Yes

Section 5 – Elementary Planning Data

Accessibility:

School Name	Site Access	Travel within the school	Barrier Free Student Group Washrooms	Barriere Free Single Washrooms	Universal Washroom
Innisfil Central PS	Yes	Yes	No	No	Yes
James Keating ES	Yes	Yes	Yes	Yes	Yes
Johnson Street PS	Yes	Yes	Yes	No	No
Killarney Beach PS	Yes	Yes	Yes	Yes	No
Lake Simcoe PS	Yes	Yes	Yes	Yes	Yes
Lions Oval PS	Yes	Yes	Yes	Yes	Yes
Maple Grove PS	Yes	Yes	No	No	Yes
Mapleview Heights ES	Yes	Yes	Yes	Yes	Yes
Marchmont PS	Yes	Yes	Yes	Yes	No
Minesing Central PS	Yes	Yes	Yes	Yes	Yes
Moonstone ES	Yes	Yes	No	No	No
Mountain View ES	Yes	Yes	No	No	Yes
Mundy's Bay PS	Yes	Yes	Yes	Yes	No
New Lowell Central PS	Yes	Yes	Yes	No	No
Nottawa ES	Yes	Yes	Yes	Yes	Yes
Nottawasaga/Creemore PS	Yes	Yes	Yes	Yes	No
Oakley Park PS	Yes	Yes	Yes	Yes	Yes
Orchard Park PS	Yes	Yes	Yes	Yes	Yes
Pine River ES	Yes	Yes	Yes	No	Yes
Portage View PS	Yes	Yes	Yes	Yes	Yes
Rama Central PS	Yes	Yes	Yes	Yes	No
Regent Park PS	Yes	Yes	Yes	Yes	Yes
Severn Shores PS	Yes	Yes	Yes	Yes	Yes
Shanty Bay PS	Yes	Yes	Yes	No	No
Sir William Osler PS	Yes	Yes	No	No	No
Steele Street PS	Yes	Yes	No	No	Yes
Sunnybrae PS	Yes	Yes	Yes	No	No
Tay Shores PS	Yes	Yes	Yes	Yes	Yes
Tecumseth Beeton ES	Yes	Yes	Yes	No	Yes
Tecumseth South PS	Yes	Yes	No	No	No
Terry Fox ES	Yes	Yes	Yes	Yes	Yes
Tosorontio Central PS	Yes	Yes	Yes	No	No
Tottenham PS	Yes	Yes	Yes	Yes	No
Trillium Woods ES	Yes	Yes	Yes	Yes	Yes
Uptergrove PS	Yes	Yes	No	No	Yes
W. C. Little ES	Yes	Yes	Yes	Yes	Yes
W.H. Day ES	Yes	Yes	Yes	Yes	No
W.R. Best PS	Yes	Yes	No	Yes	Yes
Warminster ES	Yes	Yes	Yes	No	Yes
Warnica PS	No	No	No	No	No
West Bayfield ES	Yes	Yes	Yes	Yes	Yes
Willow Landing ES	Yes	Yes	Yes	Yes	Yes
Worsley ES	Yes	Yes	No	Yes	Yes
Wyevale Central PS	Yes	No	No	Yes	Yes

Section 5 – Elementary Planning Data

Eco Schools:

This table represents elementary schools that have certified as an Ontario EcoSchool. Schools may be certified as bronze, silver or gold level.

Elementary School	2013/14	2014/15	2015/16	2016/17	2017/18
Adjala Central PS					
Admiral Collingwood ES				Silver	Registered
Alcona Glen ES					Registered
Algonquin Ridge ES				Gold	
Allandale Heights PS					Registered
Alliston Union PS					Registered
Andrew Hunter ES					Registered
Angus Morrison ES					
Ardagh Bluffs PS				Silver	Registered
Assikinack PS					Registered
Baxter Central PS					Registered
Bayview PS					Registered
Birchview Dunes ES		Gold	Gold	Gold	Registered
Boyne River PS					Registered
Brechin PS			Silver	Gold	Registered
Byng PS					
Cameron Street PS					
Chris Hadfield PS		Gold	Silver	Gold	Registered
Clearview Meadows ES				Gold	Registered
Codrington PS					Registered
Coldwater PS					Registered
Connaught PS				Gold	Registered
Cookstown Central PS	Silver	Gold	Gold	Gold	Registered
Couchiching Heights PS				Gold	Registered
Cundles Heights PS					
East Oro PS				Silver	Registered
Emma King ES					
Ernest Cumberland ES					
Ferndale Woods ES					
Fieldcrest ES					
Forest Hill PS	Bronze	Silver	Silver	Silver	Registered
Fred C. Cook PS					
Goodfellow PS		Silver	Silver	Silver	
Guthrie PS					Registered
Harriett Todd PS					Registered
Hewitt's Creek PS					Registered
Hillcrest PS		Bronze			Registered
Hillsdale ES	Gold	Platinum	Gold	Gold	Registered
Holly Meadows ES					
Hon Earl Rowe PS					
Huron Park PS					
Huron Centennial ES	Silver				
Hyde Park PS					Registered
Innisfil Central PS	Silver	Gold	Gold	Gold	
James Keating ES					
Johnson Street PS			Gold	Gold	Registered
Killarney Beach PS		Bronze			
Lake Simcoe PS					
Lions Oval PS	Gold			Gold	
Maple Grove PS		Gold	Gold	Gold	Registered

Section 5 – Elementary Planning Data

Eco Schools:

This table represents elementary schools that have certified as an Ontario EcoSchool. Schools may be certified as bronze, silver or gold level.

Elementary School	2013/14	2014/15	2015/16	2016/17	2017/18
Mapleview Heights ES					
Marchmont PS					
Minesing Central PS				Bronze	Registered
Moonstone ES					
Mountain View ES					
Mundy's Bay PS					
New Lowell Central PS					
Nottawa ES	Silver	Gold			
Nottawasaga/Creemore PS					Registered
Oakley Park PS				Gold	Registered
Orchard Park PS		Gold	Gold	Gold	Registered
Pine River ES				Silver	Registered
Portage View PS				Bronze	Registered
Rama Central PS					
Regent Park PS				Bronze	Registered
Severn Shores PS					
Shanty Bay PS					Registered
Sir William Osler PS	Gold	Gold	Gold	Gold	Registered
Steele Street PS					
Sunnybrae PS		Gold	Gold	Gold	Registered
Tay Shores PS	Bronze	Bronze		Silver	Registered
Tecumseth Beeton ES					Registered
Tecumseth South Central PS					
Terry Fox ES	Platinum	Platinum			Registered
Tosorontio Central PS					
Tottenham PS					
Trillium Woods ES					Registered
Uptergrove PS			Gold	Gold	Registered
W.C. Little ES					
Warminster ES		Gold	Gold	Gold	
Warnica PS					
West Bayfield ES				Silver	Registered
WH Day ES			Bronze		Registered
Willow Landing ES				Silver	Registered
Worsley ES					Registered
WR Best Memorial PS		Gold	Gold	Gold	Registered
Wyevale Central PS	Gold				

Section 5 – Elementary Planning Data

Greenhouse Gas Reduction Retrofits

Greenhouse Gas Reduction Fund 2017/18				
School	Project			Budget
Admiral Collingwood ES	Mechanical Upgrades	BAS Upgrade	Lighting Retrofit	\$ 179,000
Angus Morrison ES	Mechanical Upgrades	BAS Upgrade	Lighting Retrofit	\$ 200,000
Bayview PS	Mechanical Upgrades	BAS Upgrade	Lighting Retrofit	\$ 150,000
Coldwater PS			Lighting Retrofit	\$ 54,000
Cookstown Central PS	Mechanical Upgrades	BAS Upgrade	Lighting Retrofit	\$ 138,000
Ernest Cumberland ES	Mechanical Upgrades	BAS Upgrade		\$ 81,000
Fieldcrest ES	Mechanical Upgrades	BAS Upgrade	Lighting Retrofit	\$ 161,000
Goodfellow PS	Mechanical Upgrades	BAS Upgrade	Lighting Retrofit	\$ 165,000
Guthrie PS	Mechanical Upgrades	BAS Upgrade	Lighting Retrofit	\$ 135,000
Hewitt's Creek PS	Mechanical Upgrades	BAS Upgrade	Lighting Retrofit	\$ 152,000
Huron Park PS	Mechanical Upgrades	BAS Upgrade	Lighting Retrofit	\$ 175,000
Lions Oval PS	Mechanical Upgrades	BAS Upgrade	Lighting Retrofit	\$ 123,000
Moonstone ES			Lighting Retrofit	\$ 32,000
Mundy's Bay PS	Mechanical Upgrades	BAS Upgrade		\$ 80,000
Oakley Park PS	Mechanical Upgrades	BAS Upgrade		\$ 96,000
Orchard Park PS	Mechanical Upgrades	BAS Upgrade	Lighting Retrofit	\$ 167,000
Warnica PS	Mechanical Upgrades	BAS Upgrade		\$ 84,000
West Bayfield ES	Mechanical Upgrades	BAS Upgrade	Lighting Retrofit	\$ 177,000
Worsley ES	Mechanical Upgrades	BAS Upgrade		\$ 70,000

The majority of the mechanical upgrades are variable frequency drives (VFD).



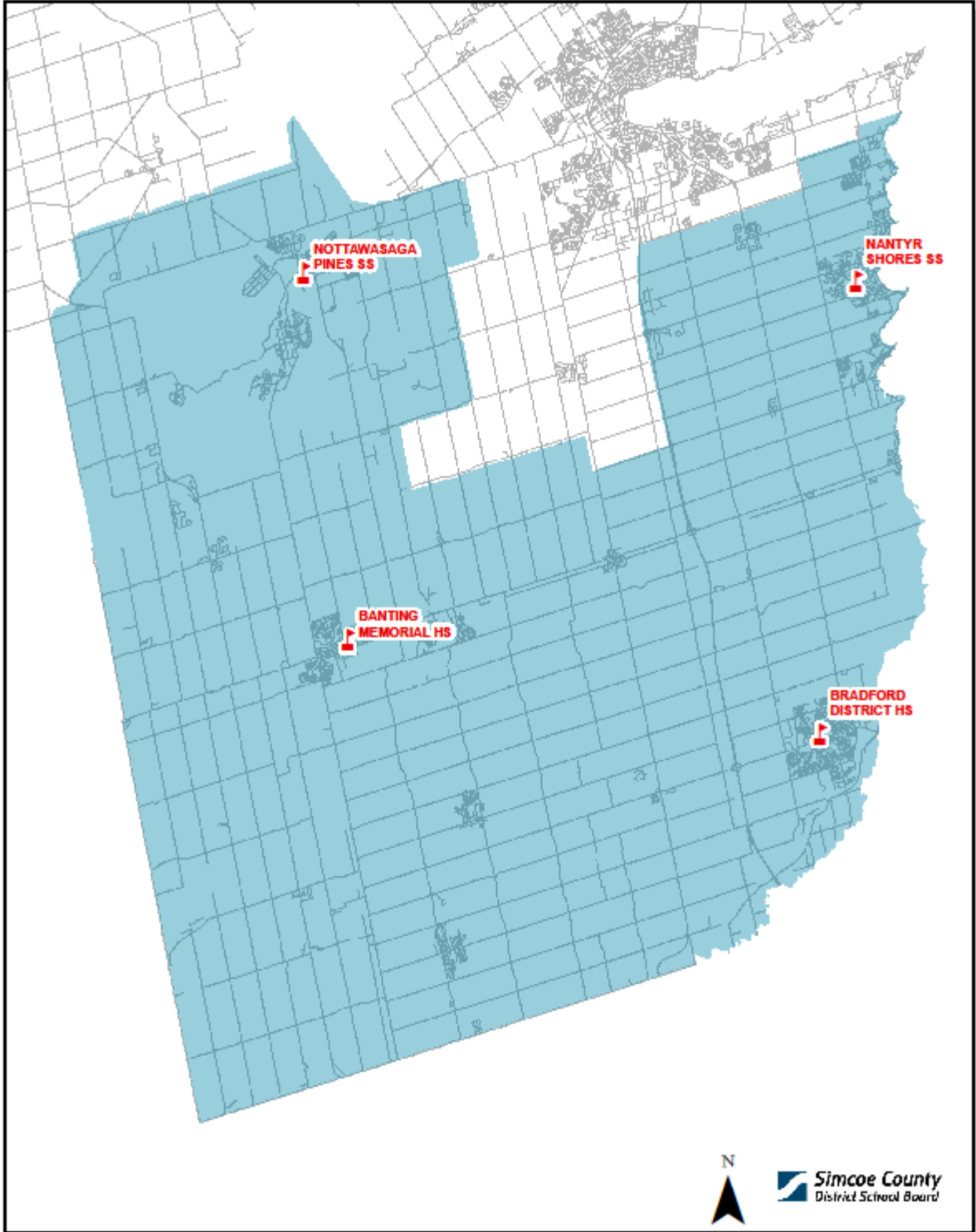
Section 6

Secondary Planning Data

Section 6 – Secondary Planning Data

Maps:

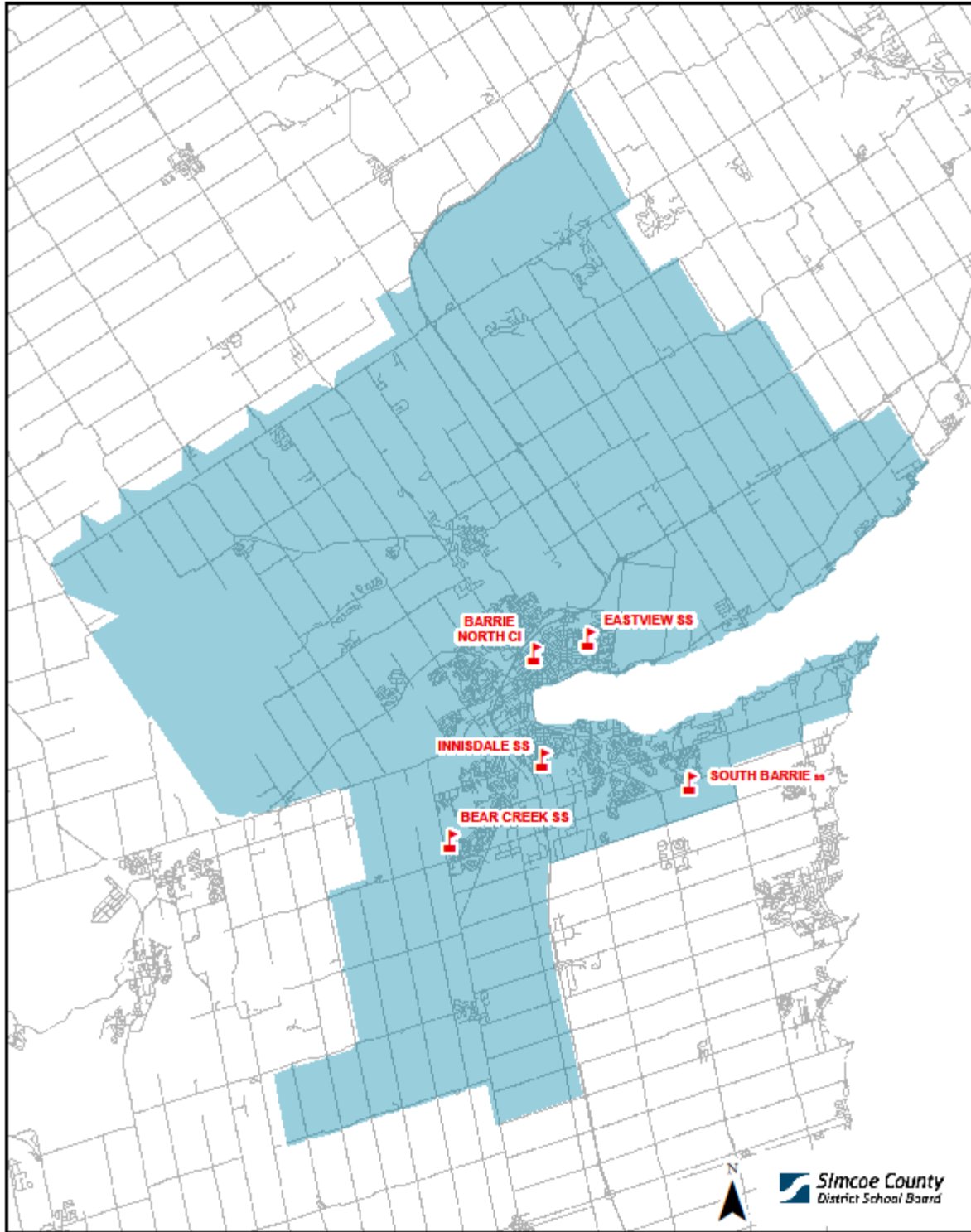
South Secondary Planning Review Area



Section 6 – Secondary Planning Data

Maps:

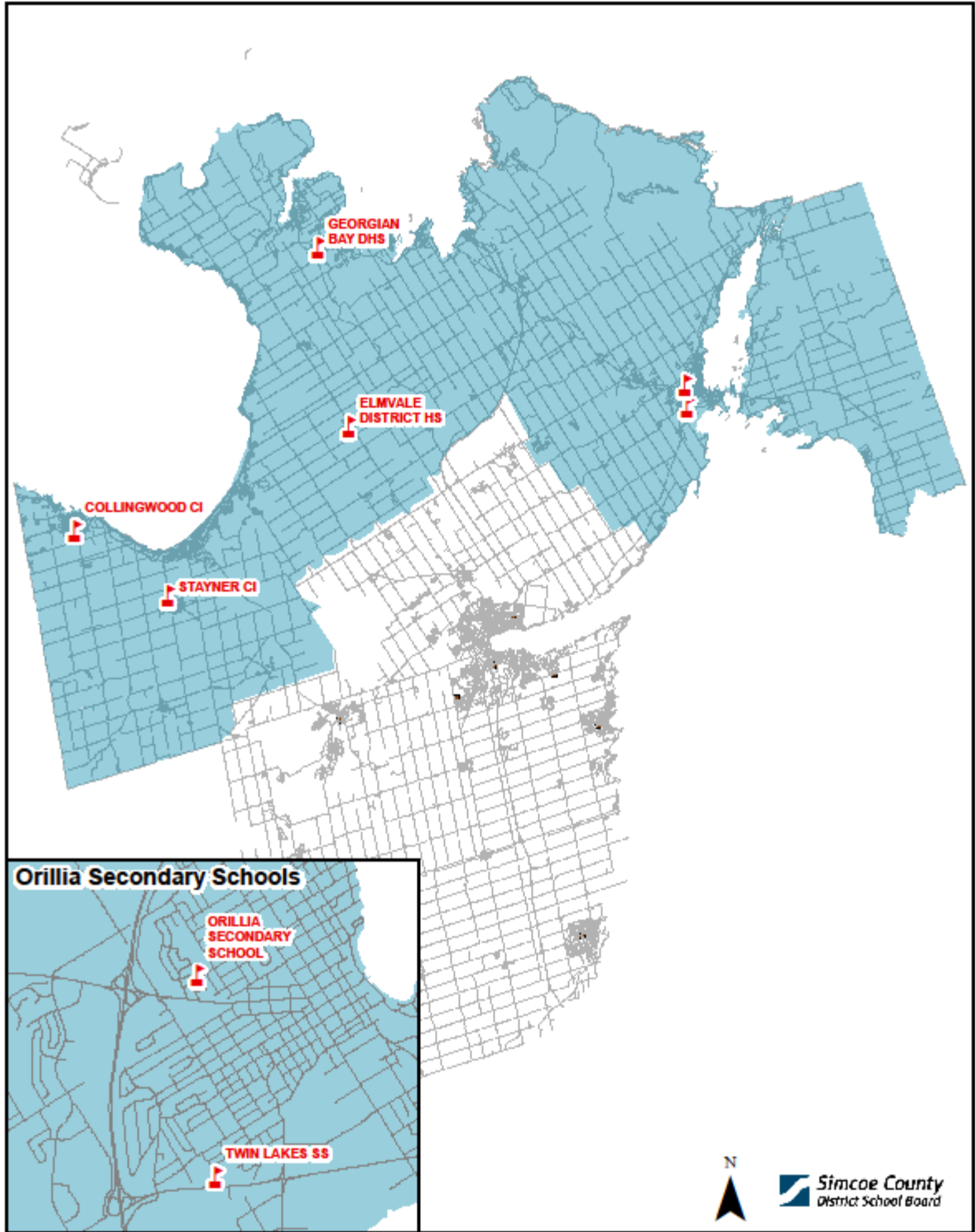
Barrie Secondary Planning Review Area



Section 6 – Secondary Planning Data

Maps:

North Secondary Planning Review Area



Section 6 – Secondary Planning Data

Programs:

Secondary Programs September 2018/2019

School Name	Autistic Spectrum Disorder	Life Skills	Gifted	Section 23
Banting Memorial HS	--	Yes	Yes	--
Barrie North CI	Yes	Yes	Yes	--
Bear Creek SS	Yes	Yes	--	--
Bradford DHS	--	Yes	--	Yes
Collingwood CI	--	Yes	Yes	--
Eastview SS	Yes	Yes	--	--
Elmvale DHS	--	--	--	--
Innisdale SS	Yes	Yes	Yes	Yes
Georgian Bay DSS	--	Yes	Yes	--
Nantyr Shores SS	--	Yes	--	--
Nottawasaga Pines SS	--	Yes	--	Yes
Orillia SS	--	Yes	--	--
Stayner CI	--	Yes	--	--
Twin Lakes SS	--	Yes	Yes	--

Section 6 – Secondary Planning Data

Building Opening Date:

School Name	Year Opened
Banting Memorial HS	1949
Collingwood CI	1953
Elmvale DHS	1953
Midland SS	1955
Barrie North CI	1956
Stayner CI	1961
Eastview SS	1967
Twin Lakes SS	1970
Bradford DHS	1976
Innisdale SS	1978
Bear Creek SS	2001
Nantyr Shores SS	2001
Nottawasaga Pines SS	2011
Orillia SS	2016
Georgian Bay DHS	2018

Section 6 – Secondary Planning Data

Facility Condition Index :

Secondary	Assessment Date	5-Year Renewal Needs based upon Assessment Date		FCI Rating
		Baseline	Baseline FCI	
School				
Banting Memorial HS	2016	\$12,650,278	31%	CRITICAL
Barrie North CI*	2013	\$14,322,281	49%	CRITICAL
Bear Creek SS	2013	\$1,170,445	3%	GOOD
Bradford District HS	2016	\$2,980,876	9%	FAIR
Collingwood CI	2016	\$11,808,976	33%	CRITICAL
Eastview SS	2013	\$8,802,661	27%	POOR
Elmvale DHS	2016	\$3,231,166	26%	POOR
Innisdale SS	2013	\$5,840,739	19%	POOR
Nantyr Shores SS	2014	\$1,075,347	3%	GOOD
Nottawasaga Pines SS		\$0	0%	GOOD
Georgian Bay DSS (Formerly MSS)*	2012	\$13,737,092	34%	CRITICAL
Orillia SS		\$0	0%	GOOD
Stayner CI	2016	\$4,769,758	36%	CRITICAL
Twin Lakes SS	2014	\$7,668,618	30%	CRITICAL
School Total		\$88,058,237		

GOOD

FAIR

POOR

CRITICAL

P.T.R

Renewal:

	SCI 2015-2016 Allocation: \$7,050,000	SCI 2016-2017 Allocation: \$19,870,362	2016-2017 Annual Renewal Allocation: \$11,107,241	SCI 2017-2018 Allocation: \$9,873,000	2017-2018 Annual Renewal Allocation: \$9,150,000	Deferred Maintenance Fiscal 2017: \$108,637,865	Deferred Maintenance 2017/21: \$298,787,513
Banting Memorial HS	\$1,600,000					\$1,408,448	\$13,914,770
Barrie North CI	\$1,500,000	\$1,000,000	\$550,000		\$37,000	\$13,634,661	\$25,050,586
Bear Creek SS						\$1,130,907	\$7,181,672
Bradford District HS		\$735,502				\$1,232,738	\$3,071,438
Collingwood CI	\$500,000			\$1,050,000	\$450,000	\$2,208,608	\$11,877,713
Eastview SS			\$1,700,000	\$1,750,000	\$700,000	\$8,887,427	\$14,599,391
Elmvale DHS	\$300,000	\$1,500,000		\$200,000		\$151,184	\$3,292,596
Innisdale SS			\$1,100,000	\$150,000	\$125,000	\$5,735,214	\$16,282,159
Georgian Bay District S.S. (Formerly Midland S.S.)						\$11,153,688	\$23,172,655
Nantyr Shores SS	\$450,000			\$150,000	\$200,000	\$1,108,236	\$8,024,482
Nottawasaga Pines SS				\$250,000		\$87,199	\$664,100
Orillia SS						\$0	\$0
Stayner CI		\$2,000,000				\$208,014	\$4,892,739
Twin Lakes SS		\$228,111	\$1,544,130		\$470,000	\$7,343,998	\$16,845,617
School Total	\$4,350,000	\$5,463,613	\$4,894,130	\$3,550,000	\$1,982,000	\$54,290,322	\$148,869,918

Section 6 – Secondary Planning Data

Accessibility:

School Name	Site Accessible	Travel within the school	Barrier Free Student Group Washrooms	Barrier Free Single Washrooms	Special Needs Washroom
Banting Memorial HS	No	Yes	No	No	Yes
Barrie North CI	Yes	Yes	Yes	Yes	Yes
Bear Creek SS	Yes	Yes	Yes	Yes	Yes
Bradford DHS	Yes	Yes	No	Yes	Yes
Collingwood CI	Yes	Yes	No	No	Yes
Eastview SS	Yes	Yes	Yes	No	Yes
Elmvale DHS	Yes	Yes	Yes	Yes	No
Innisdale SS	Yes	Yes	No	No	Yes
Georgian Bay DSS (formerly Midland SS)	Yes	Yes	No	No	No
Nantyr Shores SS	Yes	Yes	Yes	Yes	Yes
Nottawasaga Pines SS	Yes	Yes	Yes	Yes	Yes
Orillia SS	Yes	Yes	Yes	Yes	Yes
Stayner CI	Yes	Yes	No	No	Yes
Twin Lakes SS	Yes	Yes	No	No	Yes

Eco Schools:

This table represents secondary schools that have certified as an Ontario EcoSchool. Schools may be certified as bronze, silver or gold level.

Secondary School	2013/14	2014/15	2015/16	2016/17	2017/18
Banting Memorial HS					
Barrie North CI					
Bear Creek SS				Silver	Registered
Bradford DHS					Registered
Collingwood CI					Registered
Eastview SS				Bronze	Registered
Elmvale DHS				Gold	Registered
Georgian Bay DSS				Gold	Registered
Innisdale SS				Gold	Registered
Nantyr Shores SS	Silver	Silver	Silver	Gold	Registered
Nottawasaga Pines SS					
Orillia SS					Registered
Stayner CI					
Simcoe Alternative Barrie N.					Registered
Simcoe Alternative Bradford		Bronze	Bronze	Bronze	Registered
Twin Lakes SS	Silver	Gold		Silver	Registered

Section 6 – Secondary Planning Data

Greenhouse Gas Reduction Retrofits:

Greenhouse Gas Reduction Fund 2017/18				
School	Project			Budget
Bear Creek SS	Mechanical Upgrades	BAS Upgrade		\$94,000
Collingwood CI	Mechanical Upgrades	BAS Upgrade		\$67,000
Innisdale SS	Mechanical Upgrades	BAS Upgrade		\$237,000

The majority of the mechanical upgrades are variable frequency drives (VFD).

Contact Us:

Simcoe County District School Board
Education Centre
1170 Hwy 26, Midhurst ON L9X 1N6
P: 705-728-7570
F: 705-728-2265



www.scdsb.on.ca



twitter.com/SCDSB_Schools



facebook.com/SCDSB



instagram.com/SCDSB